
















# RECMAR<sup>®</sup>
















HIGH QUALITY MARINE PARTS











# FOR SUZUKI



## ICONOS ICONS

	Medida	Measures
	Peso	Weight
	Material	Material
	Flujo Velocidad	Flow Speed
	Presión	Pressure
	Temperatura	Temperature
	Electricidad	Power
	Unidades x bolsa	Units x bag
	Unidades x skinpack	Units x skinpack
	Tornillo	Screw
	Tubo Manguera	Tube
	Rosca	Thread
	Rosca Macho	Male Thread
	Entrada	IN
	Salida	OUT

	Filtro	Filter
	Elemento filtro	Filter Element
	Junta	Gasket
	Llave	Key
	Posiciones llave	Key positions
	Mando	Control
	Pins	Pins
	Cables Terminales	Terminals
	Cable	Cable
	Piston	Piston
	Aros de piston	Piston ring
	Cojinete	Bearing
	Bulón	Pin
	Biela	Connecting rod
	Clip	Clip

	Impulsor	Impeller
	Dientes	Tooth
	Aguja carburador	Carburetor needle
	Flotador carburador	Carburetor float
	Abrazadera	Clamp
	Volante motor	Flywheel
	Estrias	Spline
	Polea	Pulley
	Solenide Relé	Solenoid Relay
	Motor	Motor

## IMPORTANTE

LOS PRODUCTOS QUE APARECEN EN NUESTROS CATALOGOS SON VÁLIDOS Y COMPATIBLES CON LOS MOTORES Y TRANSMISIONES DE LAS MARCAS ORIGINALES QUE APARECEN EN CADA SECCIÓN. ESTA INFORMACIÓN APARECE CON LA REFERENCIA EN EL MOMENTO DE CONFIRMAR EL PEDIDO POR NUESTRA WEB.

LA IMÁGENES AQUÍ CONTENIDAS PUEDEN NO CORRESPONDER CON TOTAL PRECISIÓN AL PRODUCTO SUMINISTRADO. RECAMBIOS MARINOS, S.L.U. SE RESERVA EL DERECHO DE ANULAR O CAMBIAR PRODUCTOS SIN PREVIO AVISO.

## IMPORTANT

THE PRODUCTS THAT APPEAR IN OUR CATALOGS ARE VALID AND COMPATIBLE WITH THE MOTORS AND TRANSMISSIONS OF THE ORIGINAL BRANDS THAT APPEAR IN EACH SECTION. THIS INFORMATION APPEARS WITH THE REFERENCE AT THE TIME OF CONFIRMING THE ORDER BY OUR WEB.

IMAGES CONTAINED HERE MAY NOT CORRESPOND WITH TOTAL ACCURACY TO THE PRODUCT SUPPLIED. RECAMBIOS MARINOS, S.L.U. RESERVES THE RIGHT TO CANCEL OR CHANGE PRODUCTS WITHOUT PRIOR NOTICE.

# EN

<b>DRIVES MAINTENANCE GUIDE &amp; KITS</b>	558
<b>FUEL &amp; FILTRATION SYSTEM</b>	561
<b>CARBURATOR</b>	567
FLOATS	567
FULL CARBURATOR	567
<b>FUEL FILTERS AND ELEMENTS</b>	561
HIGH PRESSURE FUEL FILTER	562
IN-LINE FUEL FILTER	561
<b>FUEL PUMP</b>	564
DIAPHRAGMS & GASKETS	565
FUEL PUMP ELECTRIC	564
FUEL PUMP, HIGH PRESSURE	564
FUEL PUMP MECHANICAL	564
<b>FUEL TANK COMPONENTS &amp; CONNECTORS</b>	561
TANK CONNECTOR	561
<b>INJEKTOR</b>	566
GUIDE INJECTORS & SENDERS	566
<b>OIL FILTER</b>	563
OIL DRAIN PLUG GASKET	564
OIL FILTER GUIDE	564
<b>ELECTRIC SYSTEM</b>	568
<b>CDI &amp; POWER PACK</b>	572
<b>COILS</b>	568
COIL	569
REGULATOR-COIL	568
<b>CUT OFF SWITCHES</b>	573
<b>IGNITION STARTER SWITCH</b>	571
<b>REGULATOR AND RECTIFIERS</b>	571
<b>RELAY</b>	573
<b>SENSORS</b>	568
SENSOR, CMP	568
SENSOR, IAC	568
SENSOR, MAP	568
<b>STARTERS</b>	569
SOLENOID FOR STARTER	569
STARTERS	570
<b>TRIM, TILT &amp; POWER TRIM</b>	574
COMPLETE TRIM ASSEMBLY	574
RELAY	576
TRIM CAP	576
TRIM SENSORS	575
WIRING HARNESS	574
<b>STEERING SYSTEM</b>	577
<b>ARNES</b>	579
ARNES EXTENSION ANALOGIC SYSTEM	579
<b>COMPONENTS</b>	581
BLOCK CONTROL HANDLE	581
BUSH SWIVEL	581
CABLE CONNECTOR	581
CLIP	581
THROTTLE CABLE	581
<b>ENGINE CONTROLS</b>	577
CONSOLE CONTROL	578
SIDE CONTROL	577
TRIM SWITCH	579
<b>SWITCHES FOR ENGINE CONTROLS</b>	578
SWITCH	578

<b>COOLING SYSTEM</b>	582
<b>ANODES</b>	591
GASKET, ANODE COVER	591
O-RING	591
SS SCREW	591
<b>IMPELLERS</b>	583
IMPELLERS GUIDE	583
IMPELLER PLATE	585
KEY	584
<b>THERMOSTAT</b>	582
WATER FLUSH PLUG	583
<b>WATER PUMP</b>	585
COVER	585
GASKET	587
GASKET BASE	586
GUIDE, SERVICE KIT	590
HOUSING	586
INSERT CUP	588
O-RING	587
SERVICE KIT	588
<b>ENGINE PARTS</b>	594
<b>CAMSHAFT</b>	597
<b>CRANKSHAFT</b>	603
CRANKSHAFT BEARINGS	604
CRANKSHAFT PARTS	603
CONNECTING ROD	605
CONNECTING ROD, BEARINGS	604
CONNECTING ROD, THRUST WASHER	604
<b>ENGINE GASKETS 4 STROKES</b>	597
GASKET, CYLINDER COVER	599
GASKET, CYLINDER HEAD	597
GASKET, CYLINDER HEAD GUIDE	598
GASKET, FILTER COVER	599
GASKET KIT, CYLINDER HEAD	598
GASKET, OIL GALLERY	599
GASKET, PRESSURE VALVE	599
GASKET, SILEMBLOCK COVER	599
GASKET, THERMOSTAT COVER	599
GASKET, THROTTLE BODY	599
GASKET, UPPER SEAL	599
<b>ENGINE GASKET 2 STROKES</b>	600
CYLINDER HEAD GASKET	600
CYLINDER HEAD GASKET GUIDE	600
GASKET, HEAD COVER	601
GASKET, THERMOSTAT COVER	601
GASKET, UNDER OIL	600
<b>ENGINE PARTS 2 STROKES</b>	594
DT40 • DTW	594
<b>ENGINE PARTS 4 STROKES</b>	595
DF40 • DF50	595
DF70 • DF80 • DF90 • DF100	596
<b>GUIDE TIMING BELT</b>	605
<b>PISTONS</b>	605
PISTON KITS	605
<b>OIL SEALS</b>	601
OIL SEALS	601
O-RING DRAIN CAP	603
<b>EXHAUST &amp; INTAKE SYSTEM</b>	606
<b>EXHAUST SYSTEM 4 STROKES</b>	606
OIL PAN, GASKET	606
MULTI-EXHAUST GASKET	606
<b>EXHAUST SYSTEM 2 STROKES</b>	607








GASKET, EXHAUST	607
GASKET, EXHAUST COVER	607
GASKET, EXHAUST TUBE	607
<b>INTAKE SYSTEM 4 STROKES</b>	606
GASKETS, COLLECTOR	606
GASKETS, EXHAUST COVER	607
<b>UNIT DRIVES &amp; COMPONENTS</b>	607
<b>BEARING</b>	627
CLIP	627
DIAVOLO	628
INITIATIVE GEAR	628
LOWER, DRIVE SHAFT	627
OIL PUMP	627
POSITIVE GEAR	629
REVERSE GEAR	629
UPPER, DRIVE SHAFT	627
WASHER / SHIM	630
WATER PUMP	627
<b>CLUTCH DOGS</b>	625
ARM, CLUTCH	625
CLUTCH DOGS	625
CLUTCH PIN	625
PIN	626
ROD PUSH	626
SPRING CLUTCH	626
<b>DRIVE COMPONENTS</b>	623
DIAVOLO	625
DIAVOLO, O-RING	624
DRAIN EATER TUBE	624
DRAIN, SCREW AND GASKETS	624
SEAL KITS	623
SHIFT, BELOW	623
SHIFT, SHAFT SEAL	623
TURNBUCKLE, CLUTCH ROD	624
<b>GEAR CASE PARTS 4 STROKES</b>	608
DF4 • DF5 • DF6	608
DF8 • DF9.9 • DF15 • DF20	609
DF20 • DF25	613
DF30	614
DF40 • DF50	615
DF60	616
DF70	617
DF80 • DF90 • DF100	618
DF115 • DF140	619
DF150 • DF175 • DF200 • DF225 • DF250	621
DF350	622
<b>PROPULSION SYSTEM</b>	631
COTTER PIN	632
PROPELLER PIN	631
PROPELLER NUT	632
PROPELLER WASHER	631
STERN DRIVE COMPONENTS, APPLICATION	631
<b>OEM --&gt; REF</b>	633
<b>REF --&gt; OEM</b>	637

# SUZUKI

## ES

<b>GUÍA MANTENIMIENTO COLAS Y Y KITS</b>	558		
<b>SISTEMA DE ALIMENTACIÓN Y FILTRACIÓN</b>	561	<b>SISTEMA DE REFRIGERACIÓN</b>	582
<b>BOMBA DE COMBUSTIBLE</b>	564	<b>ÁNODOS</b>	591
BOMBA DE COMBUSTIBLE ALTA PRESIÓN	564	TORNILLO INOX	591
BOMBA DE COMBUSTIBLE ELÉCTRICA	564	JUNTAS TAPA DEL ÁNODO	591
BOMBA DE COMBUSTIBLE MECÁNICA	564	JUNTAS TÓRICA	591
KITS MEMBRANAS Y JUNTAS	565	<b>BOMBA DE AGUA</b>	585
<b>CARBURADOR</b>	567	CASQUILLO INOX	588
BOYAS	567	CUERPO BOMBA DE AGUA	586
CARBURADOR COMPLETO	567	GUÍA KITS BOMBA DE AGUA	590
<b>COMPONENTES TANQUE Y CONECTORES</b>	561	JUNTAS BOMBA	587
CONECTOR DE DEPÓSITO	561	JUNTAS BASE DE BOMBA	586
<b>FILTRO DE ACEITE</b>	563	JUNTAS TÓRICA BOMBA DE AGUA	587
GUÍA FILTROS DE ACEITE	564	KITS DE REPARACIÓN BOMBA DE AGUA	588
JUNTA TAPÓN DE CÁRTER	564	TAPA DE LA BOMBA	585
<b>FILTRO DE COMBUSTIBLE Y ELEMENTOS</b>	561	<b>IMPULSORES</b>	583
FILTRO COMBUSTIBLE ALTA PRESIÓN	562	CHAVETA	584
FILTRO COMBUSTIBLE MONTAJE EN LÍNEA	561	GUÍA IMPULSORES	583
<b>INYECTORES</b>	566	TAPA DEL IMPULSOR	585
GUÍA INYECTORES Y SENSORES	566	<b>TERMOSTATO</b>	582
		TAPÓN DE AGUA	583
		TERMOSTATO	582
<b>SISTEMA ELÉCTRICO</b>	568	<b>PARTES DEL MOTOR</b>	594
<b>BOBINAS</b>	568	<b>ÁRBOL DE LEVAS</b>	597
REGULADOR-BOBINA	568	<b>CIGÜEÑAL</b>	603
<b>CDI Y CAJAS NEGRAS</b>	572	ARANDELAS DE BIELA	604
<b>DESCONECTORES DE SEGURIDAD</b>	573	BIELAS	605
LLAVES DE ARRANQUE	571	COJINETES DE BIELA	604
<b>MOTORES DE ARRANQUE</b>	569	PARTES CIGÜEÑAL	603
SOLENOIDE PARA MOTOR DE ARRANQUE	569	RODAMIENTOS DE CIGÜEÑAL	604
<b>REGULADORES Y RECTIFICADORES</b>	571	<b>DESPIECE MOTOR DE 2 TIEMPOS</b>	594
GUÍA REGULADORES Y RECTIFICADORES	571	DT40 • DTW	594
<b>RELÉ</b>	573	<b>DESPIECE MOTOR DE 4 TIEMPOS</b>	595
RELÉ EMC	573	DF40 • DF50	595
<b>SENSORES</b>	568	DF70 • DF80 • DF90 • DF100	595
SENSOR CMP	568	<b>GUÍA CORREAS DE DISTRIBUCIÓN</b>	605
SENSOR IAC	568	<b>JUNTAS DE MOTOR 4 TIEMPOS</b>	597
SENSOR MAP	568	GUÍA JUNTAS DE CULATA	598
<b>TRIM, TILT &amp; POWER TRIM</b>	574	JUNTAS BASE DE MOTOR	598
INSTALACIÓN ELÉCTRICA	574	JUNTAS CUERPO DE MARIPOSA	599
RELÉ	576	JUNTAS DE ACEITE	599
SENSORES DE TRIM	575	JUNTAS DE CULATA	597
TAPONES DE TRIM	576	JUNTAS RETÉN SUPERIOR	599
TRIM COMPLETO	574	JUNTAS TAPA DE BALANCINES	599
		JUNTAS TAPA DE FILTRO	599
		JUNTAS TAPA DE TERMOSTATO	599
		JUNTAS TAPA SILENBLOCK	599
		JUNTAS VÁLVULA DE PRESIÓN	599
		KIT JUNTAS DE CULATA	598
<b>SISTEMA DE GOBIERNO</b>	577	<b>JUNTAS DE MOTOR 2 TIEMPOS</b>	600
<b>ARNÉS</b>	579	GUÍA JUNTAS DE CULATA	600
<b>COMPONENTES</b>	581	JUNTAS BASE DE ACEITE	600
CABLES DE ACELERADOR	581	JUNTAS DE CULATA	600
CASQUILLO BASCULANTE	581	JUNTAS DE CULATÍN	601
CLIP	581	JUNTA TAPA DE TERMOSTATO	601
CONECTORES CABLES	581	<b>PISTONES</b>	605
PLACA CERRADURA SELECTOR	581	KIT DE PISTONES	605
<b>INTERRUPTORES PARA MANDOS</b>	578	<b>RETENES DE ACEITE</b>	601
INTERRUPTOR PANEL SIMPLE	578	JUNTAS TAPÓN DRENAJE	603
<b>MANDOS DE CONTROL</b>	577		
INTERRUPTORES DE TRIM PARA MANDOS	579		
MANDO LATERAL	577		
MANDO PARA CONSOLA	578		
		<b>SISTEMA DE ESCAPE Y ADMISION</b>	606
		<b>SISTEMA DE ADMISIÓN 4 TIEMPOS</b>	606
		JUNTAS DE COLECTOR	606
		JUNTAS TAPA DE ESCAPE	607
		<b>SISTEMA DE ESCAPE 4 TIEMPOS</b>	606
		JUNTAS CARTER	606
		JUNTAS MÚLTIPLE DE ESCAPE	606
		<b>SISTEMA DE ESCAPE 2 TIEMPOS</b>	607
		JUNTAS DE ESCAPE	607
		JUNTAS TAPA DE ESCAPE	607
		JUNTAS TUBO DE ESCAPE	607
		<b>UNIDADES DE TRANSMISIÓN</b>	608
		<b>DESPIECE COLAS 4 TIEMPOS</b>	608
		DF4 • DF5 • DF6	608
		DF8 • DF9.9 • DF15 • DF20	609
		DF20 • DF25	613
		DF30	614
		DF40 • DF50	615
		DF60	616
		DF70	617
		DF80 • DF90 • DF100	618
		DF115 • DF140	619
		DF150 • DF175 • DF200 • DF225 • DF250	621
		DF350	622
		<b>COMPONENTES DE COLA</b>	623
		ARO TÓRICO DEL DIÁBOLO	624
		DIÁBOLO	625
		FUELLES VARILLA DE CAMBIO	623
		KITS JUNTAS Y RETENES	623
		RETÉN VARILLA DE CAMBIO	623
		TORNILLOS Y JUNTAS DE DRENAJE	624
		TUBO DRENAJE BOMBA DE AGUA	624
		TUERCA VARILLA DE CAMBIO	624
		<b>SELECTOR</b>	625
		EXTREMO PARA SELECTOR	625
		MUELLE PARA SELECTOR	626
		PASADOR PARA SELECTOR	625
		PIN	626
		VARILLA PARA SELECTOR	626
		<b>RODAMIENTOS</b>	627
		ARANDELA / GRUESOS	630
		BOMBA DE ACEITE	627
		BOMBA DE AGUA	627
		CIRCLIP BOMBA AGUA	627
		DIÁBOLO	628
		EJE TRANSMISIÓN INFERIOR	627
		EJE TRANSMISIÓN SUPERIOR	627
		PIÑÓN DE ATAQUE	628
		PIÑÓN MARCHA ATRÁS	629
		PIÑÓN MARCHA AVANTE	629
		<b>SISTEMA DE PROPULSIÓN</b>	631
		GUÍA PIEZAS DE COLA	631
		PASADOR DE HÉLICE	631
		PASADOR DE LA TUERCA DE HÉLICE	632
		SEPARADOR DE HÉLICE	631
		TUERCA DE HÉLICE	632
		OEM --> REF	633
		REF --> OEM	637

	KIT	REF				
DF2 DF2.5 (2006-11)		REC17400-97820	REC17461-97JM0	TURBINA	IMPELLER	1
			NGKCR6HSA	BUJÍA	SPARK PLUG	1
			PAGB/T91-1.6X12	PIN BLOQUEADOR	COTTER PIN	1
			REC09168-10022	ARANDELA TAPÓN	CAP, O-RING	1
			REC59178-97J00	JUNTA DRENAJE COLA	DRAIN PLUG GASKET	2
			REC55321-87J01AL	ÁNODO	ANODE	1
			PAJASOF404-19-033	TÓRICA	O-RING	1
			PAGB/T879.1-2.5X14	PIN	PIN	1
			REC17471-97J00	PLACA	PLATE	1
			REC17472-97J00	JUNTA BASE DE BOMBA	GASKET, CASE	1
DF2 DF2.5 (2012+)		REC17400-97810	REC17461-97JM0	TURBINA	IMPELLER	1
			NGKCR6HSA	BUJÍA	SPARK PLUG	1
			REC91490-30025	PIN BLOQUEADOR	COTTER PIN	1
			REC09168-10022	ARANDELA TAPÓN	CAP, O-RING	1
			REC59178-97J00	JUNTA DRENAJE COLA	DRAIN PLUG GASKET	2
			REC55321-87J01AL	ÁNODO	ANODE	1
			PAJASOF404-19-033	TÓRICA	O-RING	1
			PAGB/T879.1-2.5X14	PIN	PIN	1
			REC17471-97JL0	PLACA	PLATE	1
			REC17472-97JL0	JUNTA BASE DE BOMBA	GASKET, CASE	1
DF4 DF5 DF6 (2002-10)		REC17400-91860	REC17400-98661	KIT BOMBA DE AGUA	WATER PUMP KIT	1
			REC91490-30025	PIN BLOQUEADOR	COTTER PIN	1
			NGKBPR6ES	BUJÍA	SPARK PLUG	1
			REC09168-10022	ARANDELA TAPÓN	CAP, O-RING	3
			REC55321-87J01AL	ANODO	ANODE	2
			REC15410-98500	FILTRO COMBUSTIBLE	FUEL FILTER	1
DF4 DF5 DF6 (2011+)		REC17400-91830	REC17400-98661	KIT BOMBA DE AGUA	WATER PUMP KIT	1
			REC91490-30025	PIN BLOQUEADOR	COTTER PIN	1
			NGKCPR6EA-9	BUJÍA	SPARK PLUG	1
			REC09168-10022	ARANDELA TAPÓN	CAP, O-RING	3
			REC55321-87J01AL	ANODO	ANODE	2
			REC15410-98500	FILTRO COMBUSTIBLE	FUEL FILTER	1
DF8A DF9.9A (2010+)		REC17400-99840	REC15410-98500	FILTRO COMBUSTIBLE	FUEL FILTER	1
			REC16510-05240	FILTRO DE ACEITE	OIL FILTER	1
			REC09204-02004	PIN BLOQUEADOR	COTTER PIN	1
			REC09280-54001	TÓRICA	O-RING	1
			REC09168-12017	JUNTA	GASKET	1
			REC59178-97J00	JUNTA DRENAJE COLA	DRAIN PLUG GASKET	2
			REC55321-87J01AL	ANODO	ANODE	2
			REC09280-22019	TÓRICA	O-RING	1
			NGKCR6E	BUJÍA	SPARK PLUG	2
			REC17400-99J01	KIT BOMBA DE AGUA	WATER PUMP KIT	1
DF9.9 DF15 (2011-13)		REC17400-94810	REC17400-94J00	KIT BOMBA DE AGUA	WATER PUMP KIT	1
			REC09204-02004	PIN BLOQUEADOR	COTTER PIN	1
			NGKCPR6EA-9	BUJÍA	SPARK PLUG	2
			REC16510-05240	FILTRO DE ACEITE	OIL FILTER	1
			REC55320-98400AL	ANODO	ANODE	1
			REC09168-12017	JUNTA	GASKET	1
			REC09168-10022	ARANDELA TAPÓN	CAP, O-RING	2
	REC15410-98500	FILTRO COMBUSTIBLE	FUEL FILTER	1		
DF9.9B DF15A DF20A (2013+)		REC17400-89810	REC17400-99J01	KIT BOMBA DE AGUA	WATER PUMP KIT	1
			REC09204-02004	PIN BLOQUEADOR	COTTER PIN	1
			NGKCPR6EA-9	BUJÍA	SPARK PLUG	2
			REC16510-05240	FILTRO DE ACEITE	OIL FILTER	1
			REC09280-54001	TÓRICA	O-RING	1
			REC55321-87J01AL	ANODO	ANODE	2
			REC09280-22019	TÓRICA	O-RING	1
			REC09168-12017	JUNTA	GASKET	1
			REC59178-97J00	JUNTA DRENAJE COLA	DRAIN PLUG GASKET	2
			REC15410-87L00	FILTRO COMBUSTIBLE	FUEL FILTER	1
DF20 DF25 V2 (2006+)		REC17400-95870	REC17400-95J02	KIT BOMBA DE AGUA	WATER PUMP KIT	1
			REC16510-87J00	FILTRO DE ACEITE	OIL FILTER	1
			NGKBKR6E	BUJÍA	SPARK PLUG	2
			REC91490-30025	PIN BLOQUEADOR	COTTER PIN	1
			REC09168-10022	ARANDELA TAPÓN	CAP, O-RING	2
			REC09168-12012	JUNTA	GASKET	1
			REC55321-87J01AL	ANODO	ANODE	5
			REC09280-22019	TÓRICA	O-RING	1
			REC17413-95J00	CASQUILLO INOX	SLEEVE WATER PUMP	1
			REC15410-87J30	FILTRO COMBUSTIBLE	FUEL FILTER	1


	KIT	REF				
DF25 DF30 (2001-10)	REC17400-89820		REC17400-96403	KIT BOMBA DE AGUA	WATER PUMP KIT	1
			REC16510-87J00	FILTRO DE ACEITE	OIL FILTER	1
			NGKDCPR6E	BUJÍA	SPARK PLUG	3
			REC91490-30025	PIN BLOQUEADOR	COTTER PIN	1
			REC09168-10022	ARANDELA TAPÓN	CAP, O-RING	2
			REC09168-12012	JUNTA	GASKET	1
			REC55321-87J01AL	ANODO	ANODE	1
			REC15410-87J10	FILTRO COMBUSTIBLE	FUEL FILTER	1
DF25A DF30A (2015+)	REC17400-94821		REC17400-94L00	KIT BOMBA DE AGUA	WATER PUMP KIT	1
			REC91490-30025	PIN BLOQUEADOR	COTTER PIN	1
			NGKCP6EA-9	BUJÍA	SPARK PLUG	3
			REC16510-87J00	FILTRO DE ACEITE	OIL FILTER	1
			REC55321-87J01AL	ANODO	ANODE	5
			REC09280-22019	TÓRICA	O-RING	1
			REC09168-12017	JUNTA	GASKET	1
			REC59178-97J00	JUNTA DRENAJE COLA	DRAIN PLUG GASKET	2
REC15410-87L00	FILTRO COMBUSTIBLE	FUEL FILTER	1			
DF40 DF50 (2006-10)	REC17400-87820		REC17400-96403	KIT BOMBA DE AGUA	WATER PUMP KIT	1
			REC16510-87J00	FILTRO DE ACEITE	OIL FILTER	1
			NGKDCPR6E	BUJÍA	SPARK PLUG	3
			REC91490-30025	PIN BLOQUEADOR	COTTER PIN	1
			REC09168-10022	ARANDELA TAPÓN	CAP, O-RING	2
			REC09168-12012	JUNTA	GASKET	1
			REC55321-87J01AL	ANODO	ANODE	2
			REC09280-22019	TÓRICA	O-RING	2
REC15410-87J30	FILTRO COMBUSTIBLE	FUEL FILTER	1			
DF40A DF50A DF60A (2010+)	REC17400-88810		REC17400-88L00	KIT BOMBA DE AGUA	WATER PUMP KIT	1
			REC91490-30025	PIN BLOQUEADOR	COTTER PIN	1
			REC16510-87J00	FILTRO DE ACEITE	OIL FILTER	1
			NGKDCPR6E	BUJÍA	SPARK PLUG	3
			REC09168-12012	JUNTA	GASKET	1
			REC09168-10022	ARANDELA TAPÓN	CAP, O-RING	2
			REC55321-87J01AL	ANODO	ANODE	3
			REC09280-22019	TÓRICA	O-RING	2
REC15410-88L00	FILTRO COMBUSTIBLE	FUEL FILTER	1			
DF60 DF70 (1997-07)	REC17400-99870		REC17400-87E04	KIT BOMBA DE AGUA	WATER PUMP KIT	1
			REC16510-87J00	FILTRO DE ACEITE	OIL FILTER	1
			NGKBPR6ES	BUJÍA	SPARK PLUG	4
			REC91490-30025	PIN BLOQUEADOR	COTTER PIN	1
			REC09168-10022	ARANDELA TAPÓN	CAP, O-RING	2
			REC09168-12012	JUNTA	GASKET	1
			REC55321-87J01AL	ANODO	ANODE	1
			REC15410-87J30	FILTRO COMBUSTIBLE	FUEL FILTER	1
DF70A DF80A DF90A (2009+)	REC17400-87810		REC17400-87L01	KIT BOMBA DE AGUA	WATER PUMP KIT	1
			REC16510-90J00	FILTRO DE ACEITE	OIL FILTER	1
			NGKDCPR6E	BUJÍA	SPARK PLUG	4
			REC09168-12012	JUNTA	GASKET	1
			REC09168-10034	JUNTA	GASKET	2
			REC55321-87J01AL	ANODO	ANODE	3
			REC91490-30025	PIN BLOQUEADOR	COTTER PIN	1
			REC09280-22019	TÓRICA	O-RING	3
REC15410-87L00	FILTRO COMBUSTIBLE	FUEL FILTER	1			
DF100 DF115 (2010-12)	REC17400-92840		REC17400-92J21	KIT BOMBA DE AGUA	WATER PUMP KIT	1
			REC16510-90J00	FILTRO DE ACEITE	OIL FILTER	1
			NGKBKR6E	BUJÍA	SPARK PLUG	4
			REC91490-30025	PIN BLOQUEADOR	COTTER PIN	1
			REC09168-10022	ARANDELA TAPÓN	CAP, O-RING	2
			REC09168-12012	JUNTA	GASKET	1
			REC55321-87J01AL	ANODO	ANODE	4
			REC09280-22019	TÓRICA	O-RING	2
REC09420-05009	CHAVETA	KEY	1			
REC15410-87J30	FILTRO COMBUSTIBLE	FUEL FILTER	1			


	KIT	REF				
DF100A DF115A DF140A (2013+)	REC17400-92821		REC17400-92J21	KIT BOMBA DE AGUA	WATER PUMP KIT	1
			REC16510-90J00	FILTRO DE ACEITE	OIL FILTER	1
			NGKBKR6E	BUJÍA	SPARK PLUG	4
			REC91490-30025	PIN BLOQUEADOR	COTTER PIN	1
			REC09168-10022	ARANDELA TAPÓN	CAP, O-RING	2
			REC09168-12012	JUNTA	GASKET	1
			REC55321-87J01AL	ANODO	ANODE	4
			REC09280-22019	TÓRICA	O-RING	2
			REC09420-05009	CHAVETA	KEY	1
			REC15412-92J00	FILTRO COMBUSTIBLE	FUEL FILTER	1
DF140 (2010-12)	REC17400-92850		REC17400-92J21	KIT BOMBA DE AGUA	WATER PUMP KIT	1
			REC16510-90J00	FILTRO DE ACEITE	OIL FILTER	1
			NGKBKR6E	BUJÍA	SPARK PLUG	4
			REC91490-30025	PIN BLOQUEADOR	COTTER PIN	1
			REC09168-10022	ARANDELA TAPÓN	CAP, O-RING	2
			REC09168-12012	JUNTA	GASKET	1
			REC55321-87J01AL	ANODO	ANODE	4
			REC09280-22019	TÓRICA	O-RING	2
			REC09420-05009	CHAVETA	KEY	1
			REC15410-87J30	FILTRO COMBUSTIBLE	FUEL FILTER	1
DF150 DF175 (2006+)	REC17400-96821		REC17400-96J03	KIT BOMBA DE AGUA	WATER PUMP KIT	1
			REC16510-93J00	FILTRO DE ACEITE	OIL FILTER	1
			NGKBKR6E	BUJÍA	SPARK PLUG	4
			REC91490-30025	PIN BLOQUEADOR	COTTER PIN	1
			REC09168-10034	JUNTA	GASKET	2
			REC09168-12012	JUNTA	GASKET	1
			REC55321-87J01AL	ANODO	ANODE	6
			REC09280-22019	TÓRICA	O-RING	5
			REC17413-96J01	CASQUILLO INOX	SLEEVE WATER PUMP	1
			REC15410-96J00	FILTRO COMBUSTIBLE	FUEL FILTER	1
DF200 DF225 DF250 (2011+)	REC17400-93851		REC17400-93J01	KIT BOMBA DE AGUA	WATER PUMP KIT	1
			REC16510-93J00	FILTRO DE ACEITE	OIL FILTER	1
			NGKBKR6E	BUJÍA	SPARK PLUG	6
			REC91490-30025	PIN BLOQUEADOR	COTTER PIN	1
			REC09168-10034	JUNTA	GASKET	2
			REC09168-12012	JUNTA	GASKET	1
			REC55321-87J01AL	ANODO	ANODE	7
			REC09280-22019	TÓRICA	O-RING	7
			CM55321-94900A	ANODO	ANODE	1
			REC15412-93J10	FILTRO COMBUSTIBLE	FUEL FILTER	1
DF200A/AP DF150AP DF175AP (2016+)	REC17400-96832		REC17400-96J03	KIT BOMBA DE AGUA	WATER PUMP KIT	1
			REC16510-93J00	FILTRO DE ACEITE	OIL FILTER	1
			NGKLR6E	BUJÍA	SPARK PLUG	4
			REC91490-30025	PIN BLOQUEADOR	COTTER PIN	1
			REC09168-10034	JUNTA	GASKET	2
			REC09168-12012	JUNTA	GASKET	1
			REC55321-87J01AL	ANODO	ANODE	6
			REC09280-22019	TÓRICA	O-RING	5
			REC17413-96J01	CASQUILLO INOX	SLEEVE WATER PUMP	1
			REC15412-92J00	FILTRO COMBUSTIBLE	FUEL FILTER	1
DF250A DF250S DF300 (A) (2011+)	REC17400-98861		REC17400-98J01	KIT BOMBA DE AGUA	WATER PUMP KIT	1
			REC16510-93J00	FILTRO DE ACEITE	OIL FILTER	1
			NGKBKR6E	BUJÍA	SPARK PLUG	6
			REC91490-30025	PIN BLOQUEADOR	COTTER PIN	1
			REC09168-10034	JUNTA	GASKET	2
			REC09168-12012	JUNTA	GASKET	1
			REC55321-87J01AL	ANODO	ANODE	8
			REC09280-22019	TÓRICA	O-RING	7
			CM55321-94900A	ANODO	ANODE	1
			REC15412-93J10	FILTRO COMBUSTIBLE	FUEL FILTER	1

# SISTEMA DE ALIMENTACIÓN Y FILTRACIÓN FUEL & FILTRATION SYSTEM

## COMPONENTES TANQUE Y CONECTORES


### CONECTOR DE DEPÓSITO

REF	OEM		
REC65750-94404	65750-94404	DT4 --> DT140	
	65750-94403		
	65750-94402		
	65750-94401		

REF	OEM		
REC65720-986L0	65720-986L0	DF25 --> DF140	
	65720-986A0		
	65720-986B0		

## FUEL TANK COMPONENTS & CONNECTORS


### TANK CONNECTOR


REF	OEM		
REC65720-98520	65720-98520	9.9, 15 HP 4 T/Strokes 2 --> 65 HP 2 T/Strokes	
	65720-98500		
	65720-98501		
	65720-98502		
	65720-98521		
65720-985L1			

MORE FILTERS  
13

## FILTRO DE COMBUSTIBLE Y ELEMENTOS FUEL FILTERS AND ELEMENTS


### FILTRO COMBUSTIBLE PARA MONTAJE EN LÍNEA


REF	OEM		
REC15410-87L00	15410-87L00	DF9.9B, DF15A, DF20A (2013) DF25A, DF30A (2015) DF90A, DF80A, DF90A (2009+)	


REF	OEM		
REC15410-87J30	15410-87J30	DF20R, DF25, DF25R V2 (2006-11) DF40, DF50X-K10 (1999-10) DF60, DF70W-K9 (1998-09) DF90, DF100, DF115 K1-K11 (2001-11) DF140 (2002-12)	


REF	OEM		
REC16910-GB2-005	15410-94350	DT40C-W-G-X (1986-99) DT40WK1-K4 (2001-04) DT5Y (1998-02) DT9.9, DT15K1-K4 (2001-04) DT9.9K, DT15KG-Y (1986-00)	

### IN-LINE FUEL FILTER

REF	OEM		
REC65L-24563-00	15412-93J00	DF200, DF225, DF250 (2004-11) DF300T-Z (2007-11)	


REF	OEM		
REC65910-98J01	65910-98J00	DF8 --> DF300 DT9.9 40HP	


REF	OEM		
REC15410-98500	15410-98500	DF4, DF5, DF6 (2002-14) DF8A, DFAR, DF9.9A, DF9.9AR (2010+) DF9.9, DF15T-K3 (1996-03) DF9.9, DF15 (R) (2004-12) DF40, DF50X-K10 (1999-10) DF60, DF70W-K9 (1998-09) DF150T-Z, DF175T-Z (2006-11)	


REF	OEM		
REC15410-88L00	15410-88L00	DF40A, DF50A, DF60A (2010+)	


SUZUKI


RECMAR®


REF	OEM	
REC15410-96J00	15410-96J00	DF150T-Z, DF175T-Z (2006-13) DF150T (G)Z, DF175T (G)Z (2014)



REF	OEM	
REC15410-93J00	15410-93J00	DF200, DF225, DF250 (2004-11) DF300T/Z (2007-11)





REF	OEM	
REC15410-87J10	15410-87J10	DF25, DF30Y-K6 (2000-06) DF40, DF50X-K10 (1999-10) DF60, DF70W-K9 (1998-09) DF90, DF100, DF115K1-K11 (2001-11) DF140 (2002-11)





REF	OEM	
REC15412-92J00	15412-92J00	DF100A, DF115, DF140A (2013+) DF150, DF175, DF200 A/AP/AT (2015+) DF70A, DF80A, DF0A, DF100B (2018+)





REF	OEM	
PAF15-07080000	15410-94400	15 - 60 hp DT9.9K, DT15K-G-Y (1986-00) DT25C, DT30C-K-Y (1989-00) DT20, DT25, DT30G-Y (1986-00) DT55, DT65J-X (1988-99) DT40C-W-G-X (1986-99) DT5, DT6, DT8G-Y (1986-00)




REF	OEM	
REC69J-24501-10	15643-93J00	DF200, DF225, DF250 (2004+) DF250AP, DF300AP (2013+) DF300T/Z (2007-11) DF300AP (2012)




REF	OEM	
REC15412-93J10	15412-93J10	DF200, DF225, DF250 (2004+) DF250AP, DF300AP (2015+) DF300T/F (2004-11) DF350A, DF325A (2018+)





**FILTRO COMBUSTIBLE ALTA PRESION**


REF	OEM	
REC15410-87J00	15410-87J10	DF40, DF50X-K10 (1999-10)





**HIGH PRESSURE FUEL FILTER**


REF	OEM	
REC15440-90J00	15440-90J00	DF90, DF100, DF115 (2002-11) DF140 (2002-12)





REF	OEM	
REC15440-87L10	15440-87L10	DF70A, DF80A, DF90A (2009-12)





REF	OEM	
REC15440-96J01	15440-96J01	DF150, DF175, DF200 A/P (2015+) DF150, DF175, DF200 G/Z/AT (2006+)





REF	OEM	
REC15440-96J00	15440-96J00	DF150T/Z, DF175T/Z (2006-11)



REF	OEM	
REC15440-99E01	15440-99E01 15440-99E00	DF60, DF70W-K9 (1998-09)




REF	OEM	
REC15440-93J00	15440-93J00	DF200, DF225, DF250 (2004-18) DF250AP, DF300AP (2012+) DF300T/Z (2007-11)



FILTRO DE ACEITE


OIL FILTER


REF	OEM	
REC16510-05240	16510-45H10 16510-05240	DF8A-AR, DF9.9A-AR (2010+) DF9.9, DF15T-K3 (1996-03) DF9.9, DF115(R) (2004-11) DF9.9B, DF15A, DF20A (2013) DF15 (2012)





REF	OEM
REC09280-54001	09280-54001 09280-56001





REF	OEM	
REC16510-90J00	16510-90J00 16510-61A30 16510-61A31 16510-61A01 16510-61A20-MHL 16510-61A21-MHL	DF70A, DF80A, DF90A (2009-11) DF90, DF100, DF115 K1-K11 (2001-11) DF115WT, DF140WT-K3 (2001-11)





REF	OEM	
REC16510-82703	16510-82703 16510-92J00 16510-81420	DF140 (2002-12) DF115WT, DF140WT-K3 (2003)



REF	OEM	
REC16510-87J00	16510-87J00 16510-87JL0	DF20R, DF25-R-V2 (2006-11) DF25, DF30Y-K6 (2000-06) DF40, DF50X-K10 (1999-10) DF40A, DF50A, DF60A (2010+) DF60, DF70W-K9 (1998-09)



REF	OEM	
REC16510-93J00	16510-96J00 16510-96J10	DF150T-Z, DF175T-Z (G) (2006+) DF150AP, DF175AP, DF200AP (2018+) DF150AT, DF175AT, DF200AT (2019) DF200A (2015+) DF300AP (2012+) DF300T-Z (2007-11) DF350A, DF325A (2018+)



**GUÍA FILTROS DE ACEITE**

**OIL FILTER GUIDE**

		REF
DF9.9, 9.9TH, 9.9A, 9.9B, 15, 15A, 20A	1996+	REC16510-05240
DF25, 25V Twin, 25A, 30, 30A		REC16510-87J00
DF40, 40A, 50, 50A, 60, 60A, 70		REC16510-87J00
DF70A, 90A	2009+	REC16510-90J00
DF90, 115		REC16510-90J00

		REF
DF115A, DF140A		REC16510-90J00
DF140		REC16510-82703
DF150, 175, 200A		REC16510-93J00 REC16510-93J00 REC16510-93J00
DF200, 225, 250, 300, 350		REC16510-93J00

**JUNTA TAPÓN DE CÁRTER**

**OIL DRAIN PLUG GASKET**

REF	OEM	
REC09168-12012	09168-12012	DF25 --> DF350



REF	OEM	
REC09168-12017	09168-12017	DF4 --> DF30



**BOMBA DE COMBUSTIBLE**

**FUEL PUMP**

**BOMBA DE COMBUSTIBLE ELECTRICA**

**FUEL PUMP ELECTRIC**

REF	OEM	2T STROKES	4T STROKES		
REC63P-13907-03	15200-90J00 15200-92J00 15200-93J01		✓	DF70A, DF80A, DF90A (2009-12) DF90, DF100, DF115 (2001-11) DF140 (2002-12) DF100A, DF115A (2013) DF100A, DF115A, DF140A (2014+) DF140A (2013) DF7A, DF80A, DF90A (2014+) DF200, DF225, DF250 (2004+)	REC63P-14984-00




REF	OEM	
REC15200-96J00	15200-96J00	DF150, DF175T/Z (G) (2014) DF150, DF175T/Z (2006-13) DF200A (2015)



**BOMBA DE COMBUSTIBLE ALTA PRESION**

**HIGH PRESSURE FUEL PUMP**

REF	OEM	
REC15200-92J20	15200-92J00 15200-92J20	DF70A, DF80A, DF90A, DF100B (2014+) DF100A, DF115A, DF140A (BG, BZG) (2013+)



**BOMBA DE COMBUSTIBLE MECANICA**


**FUEL PUMP MECHANICAL**


REF	OEM	2T STROKES	4T STROKES	
PAF4-04090000	15100-91J00 15100-91J01 15100-91J02		✓	DF4, DF5, DF6 (2002+)





REF	OEM	2T STROKES	4T STROKES	
REC15100-94J03	15100-92J02, 15100-94J00, 15100-94J03, 15100-94J00		✓	DF8A, AR / DF9.9A, AR (2013+) DF15, 9.9 (2004-12)




REF	OEM	2T STROKES	4T STROKES	
REC692-24410-00	15100-94311 15100-94301 15100-94303 15100-94310	✓		
				DT20, DT25, DT30G-Y (1986-00) DT25C, T30C K-Y (1989-00) DT40C-W G-X (1986-99) DT55, DT65 J-X (1988-99) DT8, D9.9C J-V (1988-99) DT25, DT30 K1-K2 (2001-02) DT40W K1-K4 (2001-04)




REF	OEM	2T STROKES	4T STROKES	
REC15100-99E11	15100-99E00, 15100-99E0V, 15100-99E11, 15100-99E11-000, 15100-99E1V		✓	
				DF60, DF70, (1998-09)





### KITS MEMBRANAS Y JUNTAS

REF	OEM	
REC15170-93911	15170-93920	
		DT9.9K, DT15K-G-Y (1986-00) DT9.9, DT15K1-K4 (2001-04) DT8, DT9.9C-J-V (1988-97) DT15C (1989-97)




### DIAPHRAGMS & GASKETS SETS


REF	OEM	
REC15170-98110	15170-98110	
		DT4, J4, DT5Y (1988-00) DT4 K1 (2001) DT5Y (1998-02) DT5, DT6, DT8G-Y (1986-00) DT6, DT8Y-K2 (2000-02)




REF	OEM	
REC15170-94J00	15170-94J00	
		DF8A, DF8AR, DF9.9A, DF9.9AR (2010-11) DF9.9, DF15 (R) (2004-11)




REF	OEM	
REC15170-94320	15170-94320	
		DT20, DT25, DT30G-Y (1986-00) DT25, DT30 K1-K2 (2001-02) DT25C, DT30C K-Y (1989-00) DT40C-W-G-X (1986-99) DT40W-K1-K4 (2001-04) DT55, DT65J-X (1988-99)





### JUNTAS VST

REF	OEM	
REC15626-99E00	15626-99E00 15643-99E00	
		DF40, DF50 X-K10 (1999-10) DF60, DF70 W-K9 (1998-09)



### VST GASKETS

REF	OEM	
REC15626-90J00	15626-90J00	
		DF70A, DF80A, DF90A (2009-12) DF90, DF100, DF115 (2001-11) DF140 (2002-12) 14002F 14002Z



# INYECTORES

# INJEKTOR

## INYEKTOR

REF	OEM
REC15710-66D00	15710-66D00



REF	OEM
REC15710-65D00	15710-65D00



REF	OEM
REC15710-89L00	15710-89L00 15710-50M00



REF	OEM
REC15710-85K00	15710-85K00



REF	OEM
REC15710-82M00	15710-82M00



## INJEKTOR

REF	OEM
REC15710-87J00	15710-87J00



REF	OEM
REC15710-99E00	15710-99E00



REF	OEM
REC15710-87L00	15710-87L00



REF	OEM
REC15710-82K50	15710-82K50



REF	OEM
REC15710-96J00	15710-96J00



REF	OEM
REC15710-93J00	15710-93J00







## GUÍA INYECTORES Y SENSORES

## GUIDE INJECTORS & SENDERS

			MAP	IAC VALVE
DF9.9B	2013+	REC15710-89L00	REC18590-58M00	
DF15A	2013+	REC15710-89L00	REC18590-58M00	
DF20A	2013+	REC15710-89L00	REC18590-58M00	
DF25A	2015+	REC15710-82M00	REC18590-58M00	
DF30A	2015+	REC15710-82M00	REC18590-58M00	
DF40	1999-10	REC15710-87J00		
DF40A	2010+	REC15710-85K00		REC18137-88L01
DF50	1999-01	REC15710-87J00		
DF50A	2010+	REC15710-85K00		REC18137-88L01
DF60 (S/N 971543-)	1998-09	REC15710-99E00		
DF60 (S/N 971544+)	1998-09	REC15710-66D00		
DF60A	2010+	REC15710-85K00		REC18137-88L01

			MAP	IAC VALVE
DF70	1998-09	REC15710-99E00		
(S/N 971543-)				
DF70 (S/N 971544+)	1998-09	REC15710-66D00		
DF70A	2009-11	REC15710-87L00		REC18137-87L01
DF70A	2012+	REC15710-82K50		REC18137-87L01
DF80A	2009-11	REC15710-87L00		REC18137-87L01
DF80A	2012+	REC15710-82K50		REC18137-87L01
DF90	2001-07	REC15710-65D00		
DF90A	2009-11	REC15710-87L00		REC18137-87L01
DF90A	2012+	REC15710-82K50		REC18137-87L01
DF100	2001-07	REC15710-65D00		
DF115	2001-07	REC15710-65D00		
DF90	2008-11	REC15710-65D00	REC18590-72F21	

			MAP	IAC VALVE
DF100	2008-11	REC15710-65D00	REC18590-72F21	
DF100A	2013+	REC15710-82K50		
DF115WT	2003-07	REC15710-65D00	REC18590-72F21	
DF115WT	2008+	REC15710-65D00		
DF115	2008-11	REC15710-65D00	REC18590-72F21	
DF115A	2013+	REC15710-82K50		
DF140A	2002-12	REC15710-65D00		
DF140WT K3	2003-07	REC15710-65D00	REC18590-72F21	
DF140WT K3	2008+	REC15710-65D00		
DF140A	2013+	REC15710-82K50		
DF150T/Z	2006-12	REC15710-96J00		REC18137-52D00
DF150 T/Z (G)	2013+	REC15710-96J00		REC18137-93J00
DF150AP	2017+	REC15710-96J00		
DF150AT	2019	REC15710-96J00		REC18137-93J00
DF175T/Z	2006-12	REC15710-96J00		REC18137-52D00


			MAP	IAC VALVE
DF175 T/Z (G)	2013+	REC15710-96J00		REC18137-93J00
DF175AP	2017+	REC15710-96J00		
DF175AT	2019	REC15710-96J00		REC18137-93J00
DF200	2004-12	REC15710-96J00		REC18137-52D00
DF200	2014+	REC15710-93J00		REC18137-93J00
DF200A	2015-17	REC15710-96J00		REC18137-93J00
DF200AP	2015+	REC15710-96J00		
DF200AT/AZ	2018+	REC15710-96J00		REC18137-93J00
DF225	2004-12	REC15710-96J00		REC18137-52D00
DF225	2014+	REC15710-93J00		REC18137-93J00
DF250AP	2013-18	REC15710-96J00		
DF250	2004-12	REC15710-96J00		REC18137-52D00
DF250	2014+	REC15710-93J00		REC18137-93J00
DF300T/Z	2007-11	REC15710-96J00		
DF300AP	2012-18	REC15710-96J00		


## CARBURADOR


## CARBURETOR

### CARBURADOR COMPLETO

### FULL CARBURETOR


REF	OEM	
REC13200-91J70	13200-91J70	DF4, DF5, DF6 (2002-11)

REF	OEM	
REC13200-91D21	13200-91D21 13200-91D20	DT9.9, DT15 K1-K4 (2001-04) DT9.9K, DT15KG-Y (1986-00)



### BOYAS

### FLOATS

REF	OEM	
REC13250-95D01	13250-95D01	DF9.9, DF15 T-K3 (1996-03) DF9.9, DF15(R) (2004-11) DT25C, DT30C K-Y (1989-00)



### KITS CARBURADORES

### CARBURETOR KITS

REF	OEM	
REC13910-94400	13910-94400	DT40 DT65 DT85 DT140



# SISTEMA ELÉCTRICO

# ELECTRIC SYSTEM

## SENSORES

## SENSORS

### SENSOR MAP

REF	OEM
REC18590-72F21	18590-72F21



### MAP SENSOR

REF	OEM
REC18590-58M00	18590-58M00



### SENSOR IAC

REF	OEM
REC18137-93J00	18137-93J00
REC18137-52D00	18137-52D00
REC18137-88L01	18137-88L01
REC18137-87L01	18137-87L01



### IAC SENSOR

REF	OEM	Icon
REC13650-52G00	13650-52G00	DF9.9 --> DF350



REF	OEM	Icon
REC13650-56B00	13650-56B00	DF60, DF70W-K9 (1998-09)



### SENSOR CMP

REF	OEM	Icon
REC33220-76G02	33220-76G00	DF40, DF50X-K10 (1999-10)
	33220-76G01	DF90, DF100, DF115 (2001-11)
	33220-76G02	DF140 (2002-12)
		DF115, DF140WT (2003)



### CMP SENSOR

REF	OEM	Icon
REC33220-58J20	33220-58J20	DF150, DF175 (G)Z/T (2014)
		DF150, DF175T/Z (2006-13)
		DF40A, DF50A, DF60A (2009-12)
		DF70A, DF80A, DF90A (2012)



## BOBINAS


## COILS

### REGULADOR-BOBINA


REF	OEM	Icon
REC32900-94480	32900-94401	DT40C-W-X-G (1986-99)
	32900-94421	
	32900-94480	




## BOBINA

REF	OEM	
REC33410-94400-000	33410-94400-000 33410-93E10	DF9.9, DF15T -K3 (1996-03) DF9.9, DF15(R)* (2004-10) DT40C-W-G-X (1986-99) DT40W-K1-K4 (2001-04)




REF	OEM	
REC32900-96340	32900-96340	DT20, DT25, DT30G-Y (1986-00)




REF	OEM	
REC32900-93903	32900-93903 32900-93902	DT9.9K, DT15G-Y (1986-00)





REF	OEM	
REC33410-89L11	33410-89L00 33410-89L10 33410-89L11	DF9.9B (2013+) DF15A (2013+) DF20A (2013+)



## COIL

REF	OEM	
REC32140-94400	32140-94400	DT40C-WG-X (1986-99) DT40W K1-K4 (2001-04)




REF	OEM	
REC32140-96310	32140-96310	DT20, DT25, DT30G-Y (1986-00) DT25, DT30 K1-K2 (2001-02)



REF	OEM	
REC32140-93900	32140-93900	DT9.9, DT15K1-K4 (2001-04) DT9.9K, DT15K-G-Y (1986-00)



REF	OEM	
REC33410-93J00	33410-93J00	DF150/175T,Z (2006-18) DF200/225/250 (2004+) DF250AP/300AP (2012+) DF300T,Z (2007-11) DF150/175/200AT,AZ (2020+)
REC33410-96L00	33410-96L00	DF150AP/175AP/200AP (2017+) DF150AT/175AT/200AT (2019+) DF200A, AP (2015-17) DF200AT, AZ (2018)




SUZUKI


## MOTORES DE ARRANQUE

## STARTERS

### SOLENOIDE PARA MOTOR DE ARRANQUE

### SOLENOID FOR STARTERS

REF	OEM	
REC89-825096T01	38410-94552 38410-89J00 38410-94550 38410-94551 31800-94400 31800-94401	DT40C-W G-X (1986-99) DT55, DT65 J-X (1988-99) DT75, DT85 J-Y (1988-00) DF25, DF30 Y-K6 (200-06) DT90, DT100L-Y (1990-00) V6 H-Y (1987-00) DT115, DT140G-Y (1986-00)
		DT150, DT200, DT225W-K3 (1998-03) DF40, DF50 X-K10 (1999-10) DF115WT, DF140WT K3 (2003) DF90, DF100,DF115 (2001-11) DF60, DF70 W-K9 (1998-09) DF140 (2002-11)



RECMAR®

569

MOTORES DE ARRANQUE

STARTERS

REF	OEM	⚡	☀️	2T STROKES	4T STROKES	🔧
REC50-8M0147039	31100-96310 31100-96311 31100-94400 31100-94401 31100-944002 31100-89J00 31100-95D00	12V 0.6 kw	9 CCW	✓	✓	DF9.9, DF15 (1996-11) DF25, DF30Y-K6 (2000-06) DF25A, DF30A (2015+) DT20, DT25, DT30G-Y (1986-00) DT25, DT30 (1998-00) DT40C-WG-X (1986-99)



REF	OEM	⚡	☀️	2T STROKES	4T STROKES	🔧
REC99999-03249	31100-95240 31100-95242 31100-95243	12V 1kW	9 CCW	✓		DT50 (1980-83) DT65 (1980-82)



REF	OEM	⚡	☀️	2T STROKES	4T STROKES	🔧
REC31100-95601	31100-95600 31100-95601 31100-95310 31100-95312 31100-95313 31100-95521		9	✓		DT75-DT85Y-J (1988-00)



REF	OEM	⚡	☀️	2T STROKES	4T STROKES	🔧
REC31100-95J01	31100-95J00 31100-95J01 31100-94J10 31100-94J20 31100-94J21 31100-94J22	12V	9 CCW		✓	DF8A, DF9.9A (AR) (2010-16) DF9.9, DF15 (R) (2004-11) DF9.9B, DF15A, DF20A (2013) DF15 (2012) DF20R (2006-2011) DF25, DF25R-V2 (2006-11) DF40, DF50X-K10 (1999-10) DF40A, DF50A, DF60A (2010-18)



REF	OEM	⚡	☀️	2T STROKES	4T STROKES	🔧
REC31100-90J01	31100-90J00 31100-90J01	12V 1.4kW	9 CCW		✓	DF90, DF100, DF115K1-K11 (2001-11) DF100A, DF115A, DF140A (2013+) DF140 (2002-12) DF140A (2013)



REF	OEM	⚡	☀️	2T STROKES	4T STROKES	🔧
REC31100-87J00	31100-87J00 31100-87J10 31100-87J11 31100-87500	12V	8		✓	DF40, DF50X-K10 (1999-10) DF60, DF70W-K9 (1998-09)



REF	OEM	⚡	☀️	2T STROKES	4T STROKES	🔧
REC31100-98L10	31100-98L10	12V 1.4 kw	9 CW		✓	DF70A, DF80A, DF90A, DF100B (2018+) DF325A, DF350A (2018+) DF300B (2020+) DF250AO, DF300AP (2018+) DF200AT/AZ (2018) DF200, DF225, DF250 (2019+) DF150, DF175, DF200AP(AT) (2018+)



REF	OEM			2T STROKES	4T STROKES	
REC31100-96J02	31100-96J01 31100-96J00 31100-93J00 31100-98L00 31100-98L10	12V	9		✓	

DF70A, DF80A, DF90A (2009+)  
DF70A, DF80A, DF90A -100B (2018+)  
DF150AP, DF175AP, DF200AP (2018+)  
DF150AT, DF175AT, DF200AT (2019)  
DF150T/Z, DF175T/Z (2018)  
DF150G/T/Z (2006+)  
DF175G/T/Z (2006+)  
DF200, DF225, DF250 (2004-12, 2019)  
DF200AT/AZ (2018)  
DF250AP, DF300AP (2018+)  
DF300T/Z (2007-2011)  
DF300AP (2012)  
DF350, DF325A (2018+)



## LLAVES DE ARRANQUE

## IGNITION STARTER SWITCH

REF	OEM	2T STROKES	4T STROKES
REC37110-99E00	37110-99E00	✓	✓

REF	OEM	
REC37110-93J11	37110-93J11 37110-93J10	DF9.9 - DF250

## REGULADORES Y RECTIFICADORES

## REGULATOR AND RECTIFIERS

REF	OEM	
REC32800-95D01	32800-95D01 32800-95D00 32800-95720	DF9.9 / DF15 (1996-11) DT4-DT140 (1986-04) V6 H-Y (1987-00)


REF	OEM	
REC32800-89J00	32800-89J00	DF25, DF30 Y-K6


REF	OEM	
REC32800-94620	32800-94620 92800-94610	DT115, DT140


REF	OEM	
REC32800-89J11	32800-89J10 32800-89J11	DF25, DF30 Y-K6


REF	OEM	
REC32800-94J11	32800-94J11 32800-94J10	DF9.9B, DF15A, DF20A

REF	OEM	
REC32800-93J03	32800-93J03 32800-93J02 32800-93J01	DF200, DF225, DF250


REF	OEM	
REC32800-99J00	32800-99J00	



REF	OEM	
REC32800-38F10	32800-38F10	DF40, DF50X-K10
REC32800-88L00	32800-88L00	DF40A, DF50A, DF60A
REC32800-87L00	32800-87L00	DF70A, DF80A, DF90A, DF100B





REF	OEM	
REC32800-89L01	32800-89L01 32800-89L00	DF9.9B, DF15A, DF20A





REF	OEM	
REC32800-87J10	32800-87J10	DF40, DF50X-K10



REF	OEM	
REC32800-92E20	32800-92E20	DT150, DT200, DT225 W-K3




REF	OEM	
REC32800-98J01	32800-98J01	DF40, DDF250AP, DF300AP (2012+) DF300T/Z (2007-11)-K10





CDI Y CAJAS NEGRAS


CDI & POWER PACK


REF	OEM	
REC32900-93910	32900-93911	DT9.9K, DT15K-G-Y (1986-00)



REF	OEM	
REC32900-96371	32900-96371 32900-96350 32900-96370	DT20, DT25, DT30G-Y (1986-00) DT25, DT30K1-K2 (2001-02)



REF	OEM	
REC32900-94460	32900-94460 32900-94470	DT40C-W-G-X (1986-99) DT40WK1-K4 (2001-04)



# RELÉ

# RELAY

## RELÉ ECM

## ECM RELAY

REF	OEM	⚡ 4T STROKES	🔧
REC38860-76F01	38860-76F01	12V ✓	DF8 --> DF350



## DESCONECTORES DE SEGURIDAD

## CUT OFF SWITCHES

REF	OEM	🔧
REC37800-93954	37800-93954 37800-93953	DT2, DT2.2G-Y (1986-00) DT20, DT25, DT30G-Y (1986-00) DT25, DT30K1-K2 (2001-02) DT40G-X-W-C (1986-99) DT9.9, DT15K1-K5 (2001-04) DT9.9K, DT15K-G-Y (1986-00)



REF	OEM	🔧
REC37820-92E03	37820-92E00	DT4, DT140HP DF9.9, DF140 HP V6H-Y



REF	OEM	🔧
REC37830-89E03	37830-95000 37830-89E02	DT15C (1989-97) DT9.9, DT15K1-K4 (1986-00) DT4, J4, DT5Y (1988-97) DT5Y (1998-02) DT5, DT6, DT8Y-G (1986-00) DT6, DT8Y-K2 (2000-02) DT8, DT9.9C-J-V (1988-97) DT9.9K, DT15K-G-Y (1986-00) DT75, DT85Y-J (1988-00)



REF	OEM	🔧
REC37830-95D04	37830-95D00/01/02/03/04	4-->30HP



REF	OEM	🔧
REC37823-92E02	37823-92E00 37823-92E02	DF/T4 - DF300



REF	OEM	🔧
REC37820-93J05	37820-93J00 37820-93J01 37820-93J05	DF25 - DF300



REF	OEM
REC37860-94610	37860-94600, 37860-94610



REF	OEM
REC37830-91J04	37830-91J02, 37830-91J04



TRIM, TILT & POWER TRIM

INSTALACIÓN ELÉCTRICA      WIRING HARNESS

REF
REC84-819514T26



TRIM COMPLETO      COMPLETE TRIM ASSEMBLY

REF	OEM	⚡	🔩	✂️	2T STROKES	4T STROKES	🔧
REC38100-87E10-OED	38100-87D00 38100-87D0IT 38100-87D02H 38100-87E10-OED 38100-87D01-OED 38100-87D01-02M	12V	3	3	✓		DT90, DT100L-Y (1990-00)



REF	OEM	⚡	🔩	✂️	2T STROKES	4T STROKES	🔧
REC38100-96J00	38100-92J02 38100-92J10 38100-92J01 38100-93J02 38100-96J00 38100-96J01 38100-92J12	12V	4	2		✓	DF90, DF100, DF115K1-K11 (2001-11) DF200, DF225, DF250 (2004-11) DF300T/Z (2007-2011) DF150T/Z (2006-12)



REF	OEM	⚡	🔩	✂️	2T STROKES	4T STROKES	🔧
REC38100-87J00	37100-87J00-OEP 38100-87JOEP	12V	4	2		✓	DF40, DF50X-K10 (1999-10) TMY99-00



REF	OEM	⚡	🔩	✂️	2T STROKES	4T STROKES	🔧
REC38100-87J12	38100-87J11 38100-87J20	12V	4	2		✓	DF40, DF50X-K10 (1999-10)



REF	OEM	⚡	🔩	🔧	2T STROKES	4T STROKES	🔧
REC36120-ZY9-003	38100-87L03 38100-87L02 38100-87L01 38100-87L00	12V	4		✓	✓	DF70A, DF80A, DF90A (2009-16)



REF	OEM	⚡	🔩	🔧	2T STROKES	4T STROKES	🔧
REC38100-87D10-0ED	38100-87D10-0ED 38100-87D10-35J 38100-87D10-0IT 38100-92E00-0ED 38100-87E20-0ED	12V	3	2	✓		DT150, DT200, DT225W-K3 (1998-03) V6H-Y (1987-00)



REF	OEM	⚡	🔩	🔧	2T STROKES	4T STROKES	🔧
REC36120-ZW4-H12	38100-88L12 38100-88L11 38100-88L00	12V	4		✓		DF40A, DF50A, DF60A (2010+)



REF	OEM	⚡	🔩	🔧	2T STROKES	4T STROKES	🔧
REC36120-ZY6-013	38100-90J40 38100-90J30 38100-93J13 38100-93J11	12V	4		✓		DF60, DF70 W-K9 (1998-09)



REF	OEM	⚡	🔩	🔧	2T STROKES	4T STROKES	🔧
REC38100-97E00-0ED	38100-97E00-0ED	12V	4	2	✓		DT40C-W G-X (1986-99)



SENSORES DE TRIM

TRIM SENSORS

REF	OEM	🔧
REC34801-93J03	34801-93J03 34801-93J02 34801-93J01 34801-93J00	DF200, DF225, DF250 (2004+)



REF	OEM	🔧
REC34801-94710	34801-94710 34801-94700	DF25, DF30 Y-K6 (2000-06) DF40, DF50 X-K10 (1999-10) DF60, DF70 W-K9 (1998-09) DT55, DT65 J-X (1988-99) DT75, DT85 J-Y (1988-00)




REF	OEM	🔧
REC34801-99E04	34801-99E04 34801-99E03 34801-99E02 34801-99E01	DF25, DF30 (A) (2000+) DF40, DF50 X-K10 (2001-11) DF60, DF70 W-K9 (1998-09) DF90, DF100, DF115 (2001-11) DF115WT, DF115WT-K3 (2003) DF140 (2002-12) DF150, DF175 (G/T/Z) (2006+) DF200, DF225, DF250 (2004+)



## RELÉ DE TRIM


## TRIM RELAY

REF	OEM		2T STROKES	4T STROKES
REC38410-93J12	38410-93J12/11/10/00			✓



## TAPONES DE TRIM


## TRIM CAP

REF	OEM	
REC48630-96J03	48630-96J03	DF100A, DF115A, DF140A (2013-16) DF140 (2000-12) (14002F/14002Z) DF150T/Z, DF175T/Z (G) (2006-16) DF150T (881864+) DF150AP, DF175AP, DF200AP (2017+) DF200, DF225, DF250 (2004-16) DF200A/AP (2015-16)
	48630-96J02	
	48630-96J01	




REF	OEM	
REC48630-94900	48630-94900	DF60, DF70W-K9 (1998-09) DT115, DT140 G-Y (1986-00)




REF	OEM	
REC48630-93J00	48630-93J00	DF200, DF225, DF250 (2004-11)




REF	OEM	
REC48630-92J00	48630-92J00	DF140WT, DF140WT (2003) DF140 (2002-11) DF115WT, SF115WT K3 (2003)



REF	OEM	
REC48630-96J00	48630-96J00	DF150, DF175 T/Z (2006-11)



REF	OEM	
REC48630-98L01	48630-98L01	DF250AP, DF300AP (2012-18) (25003P/30002P) DF200, DF225, DF250 (2004+) DF300T/Z (2007-11) DF350A, DF325A (2018+) DF300B (2020)
	48630-98L00	



# SISTEMA DE GOBIERNO


# STEERING SYSTEM

## MANDOS DE CONTROL

## ENGINE CONTROLS

### MANDO LATERAL

### SIDE CONTROL

REF	OEM	POWER TRIM	
REC67200-94J20	67200-94J20		DF8A, DF9.9A (2010+)
	67200-91J00		DF9.9, DF15 (2005-10)
	67200-91J01		DF25, DF30 (2005-08)
	67200-91J04		DF25A, DF30A (2014+)
REC67200-99E56	67200-99E56		DF25V-TWIN (2006+)
	67200-99E10-OEP		DF25, DF30 (W+W/O PT) (2000-04)
	67200-99E30-OEP	✓	DF40, DF50 (1999-04)
	67200-99E50		DF60, DF70 (1998-04)
REC67200-93J51	67200-93J51		DF25A, DF30A (2014+)
	67200-93J50		DF40, DF50 (2005-10)
	67200-93J06		DF40A, DF50A, DF50AV, DF60A, DF60AV (2010+)
	67200-93J04	✓	DF60Q, DF70 (2005-10)
	67200-93J03		DF70A, DF90A (2010+)
	67200-93J02		DF90, DF115, DF140 (2005+)
	67200-93J01		DF150, DF175, DF200A (2006+)
	67200-93J00		DF200, DF225, DF250 (2005+)




REC67200-94J20



REC67200-99E56  
REC67200-93J51



REF	OEM	POWER TRIM	
REC67200-93J30	67200-93J30	✓	DF25/0 - DF250

MANDO PARA CONSOLA

CONSOLE CONTROL

SUZUKI (BINACLE)

REF	OEM	POWER TRIM
REC67200-88L00	67200-88L00	✓
	67200-93J12	✓
	67200-93J13	✓
REC67200-88L10	67200-88L10	✓
	67200-93J15	✓



REC67200-88L00


REC67200-88L10



INTERRUPTORES PARA MANDOS

SWITCHS FOR ENGINE CONTROLS

INTERRUPTOR PANEL


SWITCH

REF	OEM	
REC37100-96J25	37100-96J20	1
	37100-96J21	
	37100-96J22	
	37100-96J23	
	37100-96J24	
REC37100-96J15	37100-96J25	2
	37100-96J14	
	37100-96J15	



INTERRUPTOR DE TRIM  
MANDOS CONSOLA DUAL


TRIM SWITCH  
DUAL CONTROLS

REF	OEM	
REC37220-92E00	37220-92E00	DF40 -->DF250



**INTERRUPTOR DE TRIM  
MANDOS CONSOLA SIMPLE**

**TRIM SWITCH  
SINGLE CONTROLS**

REF	OEM	
REC37850-93J10	37850-93J10	DF8 -->DF250



**INTERRUPTOR DE TRIM  
MANDOS LATERALES**

**TRIM SWITCH  
SIDE CONTROLS**

REF	OEM	
REC37850-90J06	37850-90J00,01,02,03,04,05,06	DF25 -->DF250



**ARNÉS**

**ARNES**

**EXTENSIÓN DE ARNÉS  
SISTEMAS ANALÓGICOS**

**ARNES EXTENSION  
ANALOGIC SYSTEM**

REF	OEM		POWER TRIM 
REC36620-93J02	36620-93J02	5 m	✓
REC36620-94J01	36620-94J01	5 m	



REC36620-93J02



REC36620-94J01


**EXTENSIÓN DE ARNÉS**

**ARNES EXTENSION**

REF	OEM		
REC36620-93J12	36620-93J10	6ft	16
REC36667-96L60	36667-96L60		



**DTS**

REF	OEM	
REC36620-98J33	36620-98J33	21 ft



ADAPTADOR

ADAPTER

REF	OEM
REC36623-98LB1	36623-98LB1



ARNÉS DUAL COMPLETO

DUAL HARNESS ASSY

REF	OEM	POWER TRIM
REC36621-98J00	36621-98J00	
REC36890-93J10	36890-93J10	✓





REC36621-98J00




REC36890-93J10

ARNÉS COMPLETO

HARNESS ASSY

REF	OEM			
REC36623-98L30	36623-98L30			BCM NO.1 MULT
REC36623-98L00	36623-98L00	21 FT		BCM NO.1 SNGL
REC36620-93J62	36620-93J62	21 FT	16	REMOTE CONTROL
REC36620-98L00	36620-98L00	20/21 FT		



REC36623-98L30



REC36620-93J62



REC36620-98L00



REC36623-98L00

## COMPONENTES

## COMPONENTS

### CONECTORES DE CABLES

### CABLE CONNECTOR

REF	OEM
PAF25-07000007W	67275-95600



### CLIP

### CLIP

REF	OEM
PAGB/T896-6	57292-94300



### PLACA CERRADURA SELECTOR

### BLOCK CONTROL HANDLE

REF	OEM
PAF15-13010010W	67256-95600




### CASQUILLO BASCULANTE

### BUSH, SWIVEL

REF	OEM	
REC43211-87JL0	43211-87JL0 43211-94401	DF8 (2010+)
		DF9.9 (2004+)
		DF15 (2004+)
		DF20 (2011+)
		DF15 (1989-97)
REC43211-94401	43211-94401	DT35 (1986-89)
		DT40 (1986-98)
		DF9.9 (2006-10)
		DF15 (2004-10)
		DF25 (2000-07)
		DF30 (2000-07)
		DF40 (1999-10)
		DF50 (1999-10)




REF	OEM	
REC43711-97E11	43711-97E00	DT40 --> DT225 HP
	43711-97E11	DF40 --> DF300 HP



### CABLE DE ACELERADOR

### THROTTLE CABLE

REF	OEM		
REC63610-89E01	63610-89E01-000		DT15C (1989-97)
REC63610-93501	63610-93501-000		DT9.9 - 16 (1982-92)
REC63610-96302	63610-96302-000	490 mm	D20, DT25, DTG-Y (1986-00)
REC63610-96321-000	63610-96321-000	560 mm	DT9.9K, DT15K-G-Y (1986-00) DT9.9, DT15K1-K4 (2001-04)
REC63610-94402	63610-94402-000		DT40C-W-G-X (1986-99) DT40W-K1-K4 (2001-04)
REC63610-91J20	63610-91J00/01/03/04/20		DF4, DF5, DF6 (2002-15)



# SISTEMA DE REFRIGERACIÓN

# COOLING SYSTEM

## TERMOSTATO

## THERMOSTAT

### TERMOSTATO

### THERMOSTAT

REF	OEM	°C		
REC67F-12411-01	17670-93J00	60°	DF70A, DF80A, DF90A (2009+) DF100B (2018+) DF90, DF100, DF115 (2001-11) DF140 (2002-12)	DF115WT, DF140WTK-3 (2003) DF150T/Z, DF175T/Z (2006-11) DF200, DF225, DF250 (2004+) DF300T/Z (2007-11)



REF	OEM	°C	
REC17670-87J00	17670-87J00	72°	DF40, DF50X-K10 (1999-10) DF60, DF70W-K9 (1998-09)



REF	OEM	°C		
REC17670-90J10	1770-90J10	71°	DF100A, DF115A, DF140A (2013+) DF140 (2002-12) DF150, DF175 (2006+) DF200, DF250, DF225 (2004+)	DF300 (2019+) DF70, DF80, DF90 (A) (2009+) DF100B (2018+) DF90, DF100, DF115 (2001-11)



REF	OEM	°C	
REC60V-12411-00	17670-90J20	50°	DF100, DF115, DF140 (2013+) DF150, DF175, DF200 (2018+) DF150, DF175 (2012+) DF200A/AP/AT (2015+) DF250AP, DF300AP (2012+)



REF	OEM	°C	
REC17670-91J01	17670-91J01 17670-91J00	50°	DF2.5 (2006) DF4, DF5, DF6 (2002+) DF9.9B, DF15A, DF20A (2013+)




REF	OEM	°C		
REC17670-93962	17670-93962	50°	DF40, DF50X-K10 (1999-10) DF60, DF70W-K9 (1998-09) DT20, DT25, DT30G-Y (198600) DT25, DT30 K1-K2 (2001-02) DT40C-W G-X (1986-99)	DT40WK1-K4 (2001-04) DT55, DT65J-X (1988-99) DT9.9, DT15K1-K4 (2001-04) DT9.9K, DT15K G-Y (1986-00)



REF	OEM	°C		
REC17670-94402	17670-94402	60°	DF25, DF30Y-K6 (2000-06) DF640, DF50X-K10 (1999-10) DF60, DF70W-K9 (1998-09) DF9.9, DF15 (1996-11) DT20, DT25, DT30G-Y (1986-00)	DT25, DT30K1-K2 (2001-02) DT40C-W G-X (1986-99) DT40W K1-K4 (2001-04) DT9.9, DT15 (1986-04)




REF	OEM	°C	
REC17670-94J01	17670-94J01 17670-94J00	60°	DF8A, DF9.9A (AR) (2010+) DF9.9, DF15 (R) (2004-12) DF20R, DF25R/Q, V2 (2006-13) DF25A, DF30A (2015+)



## TAPÓN DE AGUA

## WATER FLUSH PLUG

REF	OEM	
REC17913-93J00	17913-93J00	DF8 --> DF350



REF	OEM
REC17914-93J00	17914-93J00 17914-93JL0



## IMPULSORES

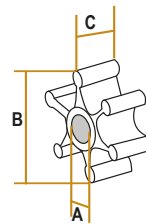
## IMPELLERS

### GUÍA DE IMPULSORES

### IMPELLER GUIDE

2T  
STROKES

	REF	OEM	A (mm)	B (mm)	C (mm)	
DT4	1988-01	REC17461-98503	17461-98501,2,3	10,15	41	14
DT5	1986-02	REC17461-98503	17461-98501,2,3	10,15	41	14
DT6	1984-02	REC17461-98503	17461-98501,2,3	10,15	41	14
DT8	1980-87	REC17461-98503	17461-98501,2,3	10,15	41	14
DT8	1988-97	REC17461-92D02	17461-92D02	12,2	42	20
DT9,9	1980-87	REC17461-93004	17461-93001,3,4	15	70	12,5
DT9,9	1988-97	REC17461-92D02	17461-92D02	12,2	42	20
DT14	1977-80	REC17461-93004	17461-93001,3,4	15	70	12,5
DT15	1986-97	REC17461-93903	17461-93901,2,3	13,2	42	22
DT16	1977-82	REC17461-93004	17461-93001,2,3,4	15	70	12,5
DT20	1986-88	REC17461-96312	17461-96301	17,1	67,5	16,18
DT25	1977-82	REC17461-93004	17461-93001,2,3,4	15	70	12,5
DT25	1983-88	REC17461-96312	17461-96301	17,1	67,5	16,18
DT28	1972-82	REC17461-93004	17461-93002	15	70	12,5
DT30	1983-85	REC17461-96312	17461-96301	17,1	67,5	16,18
DT35	1987-89	REC17461-96312	17461-96301	17,1	67,5	16,18
DT40	1983	REC17461-94700	17461-95201	19,13	51,8	19
DT40	1984-98	REC17461-96312	17461-96310	17,1	67,5	16,18
DT50	1978-84	REC17461-95300	17461-95501,95300	20,1	67,5	19
DT55	1985-97	REC17461-94700	17461-94700,1	17,1	67	19
DT60	1983	REC17461-94700	17461-95200	17,1	67	19
DT60	1984	REC17461-96312	17451-96301	17,1	67,5	16,18
DT65	1985-97	REC17461-94700	17461-94701	17,1	67	19
DT75	1983-97	REC17461-95300	17461-95501,95300,1,2	20,1	67,5	19
DT85	1983-00	REC17461-95300	17461-95501,95300,1,2	20,1	67,5	19
DT90	1988+	REC17461-87E12	17461-87E12	22,2	78,3	35,1
DT100	1988+	REC17461-87E12	17461-87E12	22,2	78,3	35,1
DT115	1986-01	REC17461-90J01	17461-94510	24,3	86	31,7
DT140	1986-01	REC17461-90J01	17461-94510	24,3	86	31,7
DT150	1987-96	REC17461-90J01	17461-90J01	24,3	86	31,7
DT200	1998-03	REC17461-90J01	17461-90J00	24,3	86	31,7
DT225	1998-2003	REC17461-90J01	17461-90J00	24,3	86	31,7



REC17461-92D02

REC17461-98503



REC17461-93004

REC17461-93903




REC17461-96312

REC17461-94700



REC17461-95300

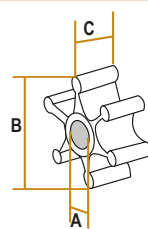


REC17461-87E12





REC17461-90J01

		REF	OEM	A (mm)	B (mm)	C (mm)
DF2.5	2003+	REC17461-97JM0	17461-97110			
DF4	2003+	REC17461-98503	17461-98503	10,15	41	14
DF6	2003+	REC17461-98503	17461-98503	10,15	41	14
DF8	2010+	REC17461-93903	17461-93903	13,2	42	22
DF9,9	2004+	REC17461-93903	17461-93903	13,2	42	22
DF15	2004+	REC17461-93903	17461-93903	13,2	42	22
DF25	1999-10	REC17461-96312	17461-96312	17,1	67,5	16,18
DF25A	2015+	REC17461-96312	17461-94L00			
DF30	1999-07	REC17461-96312	17461-96312	17,1	67,5	16,18
DF30A	2015+	REC17461-96312	17461-94L00			
DF40	1999+	REC17461-96312	17461-96312	17,1	67,5	16,18
DF50	1999+	REC17461-96312	17461-96312	17,1	67,5	16,18
DF60	1998-09	REC17461-87E12	17461-87E10,11,12	22,2	78,3	26
DF70	1998+	REC17461-87E12	17461-87E10,11,12	22,2	78,3	26
DF80	2010+	REC17461-87E12	17461-87E10,11,12	22,2	78,3	26
DF90	2010+	REC17461-87E12	17461-87E10,11,12	22,2	78,3	26
DF100	2001+	REC17461-90J01	17461-90J01	24,3	86	31,7
DF115	2002+	REC17461-90J01	17461-90J01	24,3	86	31,7
DF140	2002+	REC17461-90J01	17461-90J01	24,3	86	31,7
DF150	2008+	REC17461-90J01	17461-90J01	24,3	86	31,7
DF175	2007+	REC17461-90J01	17461-90J01	24,3	86	31,7
DF200	2004+	REC17461-93J00	17461-93J00	24,3	87	39
DF225	2004+	REC17461-93J00	17461-93J00	24,3	87	39
DF250	2004+	REC17461-93J00	17461-93J00	24,3	87	39
DF300	2007+	REC17461-93J00	17461-93J00	24,3	87	39
DF325	2018+	REC17461-93J00	17461-93J00	24,3	87	39
DF350	2018+	REC17461-93J00	17461-93J00	24,3	87	39





CHAVETA



KEY

REF	OEM		
REC09420-03005	09420-03005 09420-03009	REC17461-93903	DF15 (2012) DF8Z, DF9.9A (AR) (2010+) DF9.9, DF15 (R) (2004-11) DF9.9B, DF15A, DF20A (2013+)




REF	OEM		
REC17462-93990	17462-93990		DT9.9 (1983-87) DT15 (1983-97) DF9.9 (2004-10) DF15 (2004-10)




REF	OEM		
REC09420-03002	09420-03002	REC17461-98503	DF4, DF5, DF6 (2006+) DT4/J4, DT5Y (1988-00) DT4K1 (2001) DT5, DT6, DT8G-Y (1986-00) DT5Y (1998-02) DT6, DT8Y-K2 (2000-02)






REF	OEM	
REC09420-04009	09420-04009	



REF	OEM	
REC09420-05009	09420-05009 09420-05006	DF115WT, DF140WT K3 (2003) DT115, DT140G-Y (1986-00) DT150, DT200, DT225W-K3 (1989-03) V6H-Y (1987-00) DF100A, DF115, DF140A (2013+) DF140 (2002-12) DF150, DF175 (2006+) DF200, DF225, DF250 (2004+) DF250AP, DF300AP (2013+) DF350, DF300 (2007) DF90, DF100, DF115 (2001-11)




REF	OEM		
REC09420-04006	09420-04006	REC17461-96312	DF20R, DF25 (RVZ) (2006-11) DF25R/QVZ (2013) DF25, DF30Y-K6 (2000-06) DF40, DF50X-K10 (1999-10) DF40A, DF50A, DF60A (2010+) DT20, DT25, DT30G-Y (1986-00) DT25, DT30 K1-K2 (2001-02) DT25C, DT30C K-Y (1989-00) DT40C-W G-X (1986-99) DT40W K1-K4 (2001-04)




## TAPA DEL IMPULSOR


## IMPELLER PLATE

REF	OEM	
REC17471-92J02	17471-93J02	DF150, DF175 (T/Z) (2006+)
	17471-93J01	DF200, DF225, DF250 (2004+)
	17471-93J00	DF150AP, DF175AP, DF200AP (2017+)
		DF150AT, DF175AT, DF200AT (2019)
		DF200A/AP (2015-17)
		DF200AT/AZ (2018)




REF	OEM	
REC17471-92J00	17471-92J00	DT90, DT100L-Y (1990-00)
	17471-87E00	DF60, DF70W-K9 (1998-09)
	17471-87E01	DF90, DF100, DF115 (2001-11)
		DF140 (2002-12)
		DF100A, DF115A, DF140A (2013+)




REF	OEM	
REC17471-95J01	17471-95J01	DF20R, DF25, DF25R/Q (V2) (2006-13)
	17471-95J00	DF40A, DF50A, DF60A (2010+)




REF	OEM	
REC17471-97J00	17471-97J00-00	DF2.5 (2006-11)




REF	OEM	
REC17471-98601	17471-98601	DT4-J4-DT5Y (1988-00)
	17471-98600	DT4K1 (2001)
		DT5Y (1998-02)




REF	OEM	
REC17471-97JL0	17471-97JL0	DT2.5 (2012+)



REF	OEM	
REC17471-94401	17471-94401	DF25, DF30Y-K6 (2000-06)
		DF40, DF50X-K10 (1999-10)
		DF20, DF25, DF30G-Y (1986-00)
		DF25C, DT30C-K-Y (1989-00)
		DT40C-W-G-X (1986-99)
		DT25, DT30 K1-K2 (2001-02)
		DT40W - K1-K4 (2001-04)



REF	OEM	
REC17471-93902	17471-93902	DF9.9(R)T-K3 (1996-11)
		DF15(R)-K3 (1996-12)
		DT15C (1989-97)
		DT9.9, DT15K1-K4 (2001-04)
		DT9.9K, DT15K-G-K4 (2001-04)
		DT9.9K, DT15K-G-Y (1986-00)




## BOMBA DE AGUA


## WATER PUMP

### TAPA DE LA BOMBA

### WATER PUMP, COVER

REF	OEM	
REC56130-94413-OEP	56130-94413-OEP	DF40, DF50X-K10 (1999-10)
	56130-94411-OEP	DF40W-K1-K4 (2001-04)




REF	OEM	
REC56130-96331-OEP	56130-96331-OEP	DT25, DT30
	56130-96320-OEP	




## CUERPO BOMBA DE AGUA


## HOUSING, WATER PUMP

REF	OEM	
REC17411-93901	17411-93901 17410-93910	DT9.9, DT15 K1-K4 (2001-04) DT9.9K, DT15K-G-Y (1986-00) DT15C (1989-97) DF9.9, DF15 (R) (2004-11) DF9.9, DF15T-K3 (1996-03)



REF	OEM	
REC17411-94421	17411-94421 17410-94431	DF40, DF50X-K10 (1999-10) DT20, DT25, DT30G-Y (1986-00) DT25, DT30 K1-K2 (2001-02) DT40C-W-G-X (1986-99) DT40W K1-K4 (2001-04) DF25, FG30Y-K6 (2000-06)




REF	OEM	
REC17450-93921	17450-93921 17450-93920 17450-93930 17450-93440	DT9.9K, DT15K G-Y (1986-00)





## JUNTA BASE DE BOMBA

## WATER PUMP, GASKET BASE

REF	OEM	
REC17472-97J00	17472-97J00	DF2.5 (2006-11)




REF	OEM	
REC17472-87L00	17472-87L00	DF70A, DF80A, DF90A (2009+) DF100B (2018+)



REF	OEM	
REC17472-97J10	17472-97J10	DF2.5 (2012+)



REF	OEM	
REC17472-87E10	17472-87E10 17472-87E00	DF100A, DF115A, DF140A (2013+) DF115WT, DF140WT K3 (2003) DF140 (2002-12) DF60, DF70 W-K9 (1998-09) DF90, DF100, DF115 (2001-11) DF40A, DF50A, DF60A (2014+) DT90, DT100L-Y (1990-00)




REF	OEM	
REC17472-96303	17472-96301 17472-96302 17472-96303	DT20, DT25, DT30 (1986-04) DF25, DF30 (2000-06) DF20R, DF25R (VZ) (2006-13) DF40, DF50 (1999-10) DF40A, DF50A, DF60A (2010+)




**JUNTA TÓRICA  
BOMBA DE AGUA**


**WATER PUMP, O-RING**

REF	OEM	
REC17417-92J00	17417-92J00	DF140 (2002-11) DF90,DF100, DF115 (2001-11)




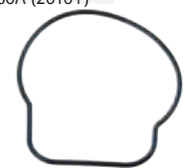
REF	OEM	
REC17416-92J10	17416-92J10	DF100A, DF115A, DF140A (2013+) DF140 (2002-12) DF90, DF100, DF115 (2001-11)



REF	OEM	
REC17416-93J00	17416-93J00	DF200, DF225, DF250 (2000+) DF250AP, DF300AP (2012+) DF300T/Z (2007-11) DF325A, DF350A (2018+)




REF	OEM	
REC17416-95J00	17416-95J00	DF20R, DF25R (VZ) (2006-13) DF40A, DF50A, DF60A (2010+)



REF	OEM	
REC17416-96J00	17416-96J00	DF150AP, DF175AP, DF200AP (2017+) DF150AT, DF175AT, DF200AT (2019) DF150T, DF175T (G)/Z (2006-18) DF200A, DF200AP (2015-17) DF200AT/AZ (2018)




REF	OEM	
REC17416-99E10	17416-99E10	DF40A, DF50A, DF60A (2014+) DF70A, DF80A, DF90A (2009+) DF100B (2018+)





**JUNTAS BOMBA**


**WATER PUMP GASKET**

REF	OEM	
REC17452-93910	17452-93910	DF9.9, DF15T-K3 (1996-03) DT15C (1989-97) DT9.9K, DT15K-G-Y (1986-00) DT9.9, DT15 K1-K4 (2001-04)



REF	OEM	
REC17472-93J00	17472-93J00	DF200, DF225, DF250 (2004+) DF200A (2015) DF150, DF175T-Z (G) (2006-14)




REF	OEM	
REC17472-98503	17472-98503	DT5, DF6, DT8G-Y (1986-00) DT6, DT8Y-K2 (2000-02)



REF	OEM	
REC17472-98611	17472-98611	DT4 / J4, DT5Y (1988-00) DT4K1 (2001) DT5Y (1998-02)




REF	OEM	
REC17472-93911	17472-93911	DF9.9, DF15T-K3 (1996-03) DT15C (1989-97) DT9.9K, DT15K-G-Y (1986-00) DT9.9, DT15K1-K4 (2001-04)




REF	OEM	
REC17472-95310	17472-95310	DT55, DT65J-X (1988-99)




REF	OEM	
REC17472-92D10	17472-92D00-H17, 17472-92D10, 17472-92D10-000	DT8C, DT9.9C-J-V (1988-97)



REF	OEM	
REC55122-94400	55122-88L00	DF40, DF50X-K10 (1999-10) DF40A, DF50A, DF60A (2010+)



REF	OEM	
REC17471-87L01	17471-87L00, 17471-87L01	DF70A, DF80A, DF90A, DF100B (2009+)



CASQUILLO INOX

INSERT CUP


REF	OEM	
REC17413-95J00	17413-95J00	DF40A, DF50A, DF60A (2010+) DF20R, DF25, RVZ (2006-11) DF20, DF25R, DF25QVZ (2013) DF40A, DF50A, DF60A (2014+)
REC17413-99E11	17413-99E11	DF70A, DF80A, DF90A (2009+) DF100B (2018+)
REC17413-92J01	17413-92J01 17413-92J00	DF100A, DF115A, DF140A (2013+) DF140 (2002-12) DF90, DF100, DF115 (2001-11)
REC17413-96J01	17413-96J01 17413-96J00	DF150, DF175 (2006+) DF200A, AP (2015+)




KITS DE REPARACIÓN BOMBA DE AGUA

WATER PUMP SERVICE KITS

REF	OEM	
REC17400-94J00	17400-94J200	DF9.9, DF15 (2007+)




REF	OEM	
REC17400-99J01	17400-99J00 17400-99J01	DF9.9A/AR/B (2010+) DF8A/AR DF15A DF20A



REF	OEM	
REC17400-93951	17400-93950	DF9.9, DF15T-K3 (1996-03) DT9.9K, DT15K-G-Y (1986-00) DT15C (1989-97)



REF	OEM	
REC17400-94L00	17400-94L00	DF25A, DF30A (2014+)



REF	OEM	
REC17400-98661	17400-98661 17400-986L0 17400-986L1	DF4, DF5, DF6 (2002-15)

REF	OEM	
REC17400-92J00	17400-92J200	DF90, DF100, DF115, DF140 (2006-08)

REF	OEM	
REC17400-88L00	17400-88L00	DF40A, DF50A, DF60A (2010+)

REF	OEM	
REC17400-92J21	17400-92J21	DF100A, DF115, DF115A DF140A, DF150AP, DF175AP (2009+)

REF	OEM	
REC17400-87L01	17400-87L00 17400-87L01	DF70A, DF80A, DF90A (2009+)

REF	OEM	
REC17400-96J03	17400-96J00 17400-96J01 17400-96J02 17400-96J03	DF150, DF150G, DF150AP DF170, DF175G, DF175AP DF200A, DF200AP (2006+)

REF	OEM	
REC17400-90J20	17400-90J11	DF90, DF100, DF115K1-K11 (2001-11) DF140 (2002-11)

REF	OEM	
REC17400-98J01	17400-98J00 17400-98J01 17400-98J02	DF250AP, DF300AP (2012+) DF300T/Z (2007-11)


REF	OEM	
REC17400-98652	17400-98652 17400-98661	DT4 /J4, DT5Y (1988-02) DT4K1 (2001)


REF	OEM	
REC17400-93J01	17400-93J00 17400-93J01 17400-93J02 17400-93J03	DF200, DF225, DF250 (2004+)

REF	OEM	
REC17400-98551	17400-98551	DT5, DT6, DT8G-Y (1986-00) DT6, DT8Y-K2 (2000-02)

REF	OEM	
REC17400-93912	17400-93911	DT9.9, DT15K1-K4 (2001-04) DT9.9K, DT15KG-Y (1986-00)
	17400-93912	





REF	OEM	
REC17400-95J02	17400-95J01	D25 V-TWIN (20106+)
	17400-95J02	





REF	OEM	
REC17400-92D01	17400-92D01	DT8C, DT9.9C-J-V (1988-97)
	17400-92D11	





REF	OEM	
REC17400-94611	17400-94611	DT115, DT140G-Y (1986-00)





REF	OEM	
REC17400-87E04	17400-87E03	DT90, DT100L-Y (1990-00) DF60, DF70W-K9 (1998-09)
	17400-87E04	





REF	OEM	
REC17400-96403	17400-96350	DT20, DT25, DT30G-Y (1986-00) DT40C-W-G-X (1986-99) DT25C, DT30C-K-Y (1989-00) DF25, DF30 (2000-07) DF40, DF50 (1999-10)
	17400-96351	
	17400-96352	
	17400-96403	
	17400-96353	





REF	OEM	
REC17400-94701	17400-94700	DT55, DT65J-X (1988-99)
	17400-94701	



REF	OEM	
REC17400-95351	17400-95550	DT75, DT85J-Y (1988-00)
	17400-95350	
	17400-95351	




REF	OEM	
REC17400-87D11	17400-87D10	V6H-Y (1987-00) DT150, DT200, DT225W-K3 (1998-03)
	17400-87D11	
	17400-87D00	





GUÍA  
KITS DE BOMBA DE AGUA

GUIDE OF WATER PUMP SERVICE  
KITS




2T  
STROKES

	REF
DT4	1984-98 REC17400-98652
DT5	1992-02 REC17400-98652
DT6	1984-02 REC17400-98551
DT8	1986-97 REC17400-98551
DT9.9	1985-87 REC17400-98551
DT8	1988-97 REC17400-92D01
DT9.9C	1989-97 REC17400-98551
DT15C	1989-97 REC17400-98551

	REF
DT15	1983-88 REC17400-98551
DT25C	1989-00 REC17400-96403
DT30C	1988-97 REC17400-96403
DT20	1985-88 REC17400-96403
DT25C	1984-88 REC17400-96403
DT30C	1984-87 REC17400-96403
DT35	1983-98 REC17400-96403
DT40C	

	REF
DT55	1985-97 REC17400-94701
DT65	
DT75	1985-00 REC17400-95351
DT85	
DT115	1986-01 REC17400-94611
DT140	
V6	1986-03 REC17400-87D11

4T  
STROKES

4T STROKES		REF		REF		REF		
DF4	2002+	REC17400-98661	DF40A	2010+	REC17400-88L00	DF150	2006+	REC17400-96J03
DF6	2010+	REC17400-99J01	DF50A			DF150G		
DF9.9A	2007+	REC17400-94J00	DF60A	DF150AP				
DF9.9	1997-06	REC17400-93951	DF70A	DF175				
DF15			DF70A	DF175G				
DF9.9B			DF80A	DF175AP				
DF15			DF90A	DF200A				
DF25	2000-07	REC17400-96403	DF90	DF200AP	2004+	REC17400-93J01		
DF30			DF100	DF200				
DF40	1999-10	REC17400-96403	DF115	DF225	2007+	REC17400-98J01		
DF50			DF140	DF250				
DF25A	2014+	REC17400-94L00	DF90	DF250SS	2007+	REC17400-98J01		
DF30A			DF115	DF300A				
DF60	1998-10	REC17400-87E04	DF140	DF300AP				
DF70			DF100A					
			DF115					
			DF115A					
			DF140A					
			DF150AP					
			DF175AP					

**ANODOS RECMAR**

**RECMAR ANODES**

**TORNILLO INOX**

**SS SCREW**


REF	OEM		
PAGB/T5783-M6X14	09103-06281		
REF	OEM	ÁNODO ANODE	
PAGB/T818-M6X14	09128-06221	11130-94600	

REF	OEM	ÁNODO ANODE	
REC09116-06121	09116-06121	55321-94900 6 X 25	
REC09116-06094	09116-06094	55321-93J00 6 X 15	

**JUNTA**


**GASKET**


REF	OEM	
REC09280-22019	09280-22019	

REF	OEM	
REC11265-87E10	11265-87E00 11265-87E00-H17	DF25 --> DF140


**ÁNODOS**


**ANODES**


REF	OEM	
ZN REC6E5-45251-00	6E5-45251-00	
AL REC6E5-45251-00AL		


REF	OEM	
ZN REC55321-939L0	55321-939L0	
AL REC55321-939L0AL		

REF	OEM	
ZN REC55120-87801	55120-87801	
AL REC55120-87801AL		

REF	OEM	
ZN REC55321-90L00	55321-90L00	
AL REC55321-90L00AL		

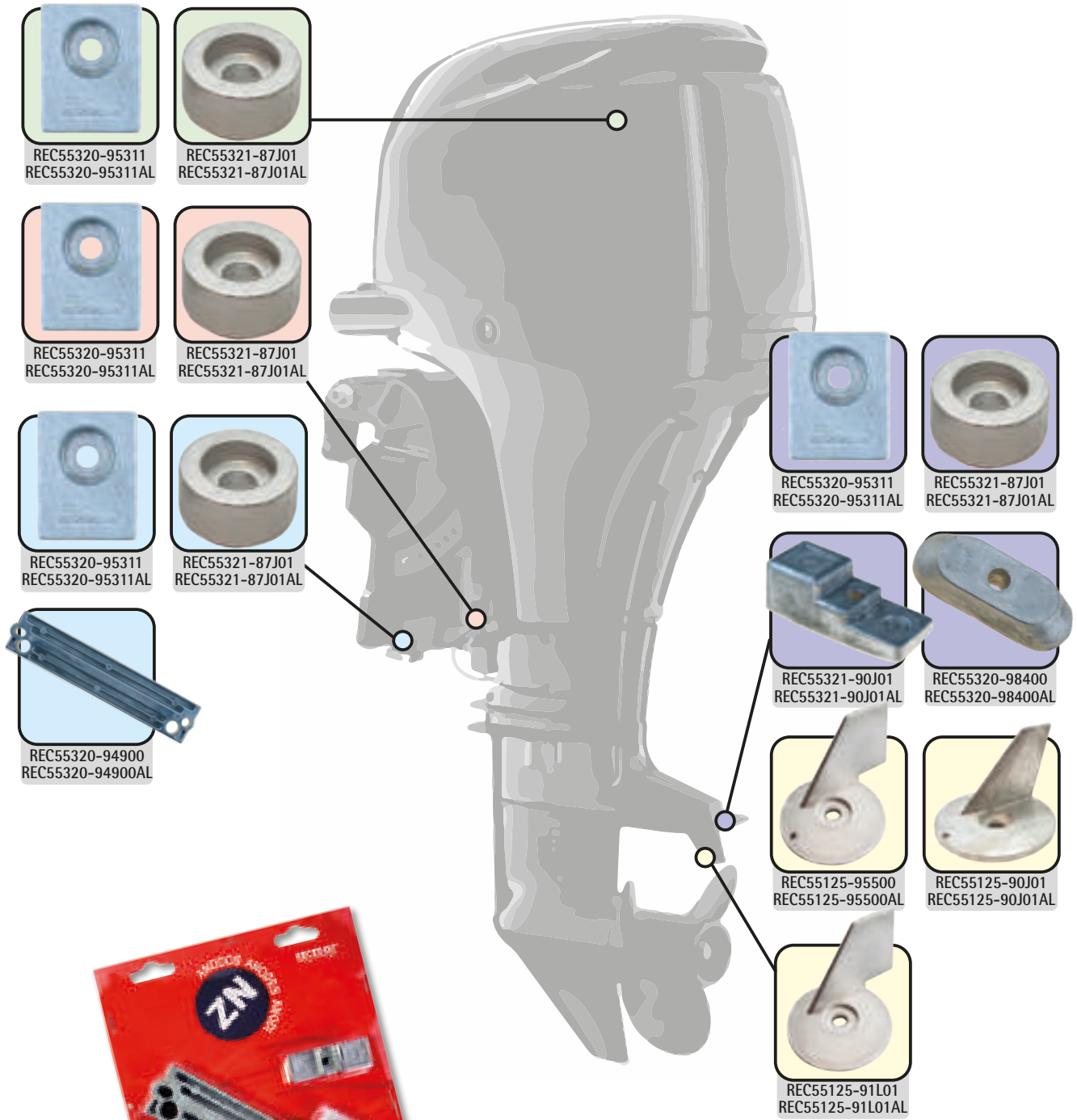
REF	OEM	
ZN REC55125-94502	55125-94502	
AL REC55125-94502AL		

REF	OEM	
ZN REC6E8-45251-00	6E8-45251-00	
AL REC6E8-45251-00AL		

REF	OEM	
ZN REC55300-95500	55300-95500	
AL REC55300-95500AL		


SUZUKI

RECMAR



KITS

	REF
AL	RECKITS90-140AL
MG	RECKITS90-140M
ZN	RECKITS90-140ZN



KITS

	REF
AL	RECKITS200-250AL
MG	RECKITS200-250M
ZN	RECKITS200-250ZN



	MOTOR ENGINE	SOPORTE BRACKET	TRIM	COLA GEAR CASE	TRIM TAB
DF2.5		REC55320-95311 REC55320-95311AL		REC55321-87J01 REC55321-87J01AL	
DF4/ DF5/ DF6				REC55321-87J01 REC55321-87J01AL	
DF8A,AR/ DF9.9A,AR	REC55320-95311 REC55320-95311AL			REC55320-95311 REC55320-95311AL	
DF9.9B/ DF15A/ DF20A	REC55320-95311 REC55320-95311AL	REC55320-95311 REC55320-95311AL	REC55320-95311 REC55320-95311AL		
DF25/ DF25R/ DF25R V2/ DF25Q V2					REC55125-91L01 REC55125-91L01AL
DF25 /DF30		REC55320-95311 REC55320-95311AL			REC55125-91L01 REC55125-91L01AL
DF25A/ DF30A	REC55321-87J01 REC55321-87J01AL	REC55321-87J01 REC55321-87J01AL	REC55321-87J01 REC55321-87J01AL	REC55321-87J01 REC55321-87J01AL	REC55125-91L01 REC55125-91L01AL
DF40A/ DF50A/ DF60A	REC55320-95311 REC55320-95311AL	REC55320-95311 REC55320-95311AL REC55320-94900 REC55320-94900AL	REC55320-95311 REC55320-95311AL	REC55320-95311 REC55320-95311AL REC55321-90J01 REC55321-90J01AL	REC55125-95500 REC55125-95500AL
DF40/DF50		REC55320-95311 REC55320-95311AL			REC55125-95500 REC55125-95500AL
DF60/ DF70		REC55320-94900 REC55320-94900AL		REC55320-95311 REC55320-95311AL REC55321-90J01 REC55321-90J01AL	REC55125-90J01 REC55125-90J01AL
DF70A/ DF80A/ DF90A/ DF100B	REC55320-95311 REC55320-95311AL	REC55320-94900 REC55320-94900AL	REC55320-95311 REC55320-95311AL	REC55320-95311 REC55320-95311AL	REC55125-90J01 REC55125-90J01AL
DF90/ DF100/ DF115/ DF140	REC55321-87J01 REC55321-87J01AL	REC55320-94900 REC55320-94900AL	REC55321-87J01 REC55321-87J01AL	REC55321-90J01 REC55321-90J01AL	REC55125-90J01 REC55125-90J01AL
DF100A/ DF115A/ DF140A	REC55321-87J01 REC55321-87J01AL	REC55320-94900 REC55320-94900AL	REC55321-87J01 REC55321-87J01AL	REC55321-90J01 REC55321-90J01AL	REC55125-90J01 REC55125-90J01AL
DF150/ DF175	REC55321-87J01 REC55321-87J01AL	REC55321-87J01 REC55321-87J01AL REC55320-94900 REC55320-94900AL REC55321-87J01		REC55320-95311 REC55320-95311AL	
DF150AP, AT/ DF175AP,AT/ DF200AP,AT	REC55321-87J01 REC55321-87J01AL	REC55320-94900 REC55320-94900AL REC55321-87J01			
DF200/ DF225/ DF250	REC55321-87J01 REC55321-87J01AL	REC55321-87J01 REC55320-94900 REC55320-94900AL REC55321-87J01		REC55320-95311 REC55320-95311AL	
DF300/ DF350	REC55321-87J01 REC55321-87J01AL	REC55321-87J01 REC55320-94900 REC55320-94900AL		REC55320-95311 REC55320-95311AL	
DT2/ DT2.2				REC55320-98400 REC55320-98400AL	
DT4/ DT5		REC55320-95311 REC55320-95311AL		REC55320-98400 REC55320-98400AL	
DT8/DT9.9		REC55320-95311 REC55320-95311AL			
DT15		REC55320-95311 REC55320-95311AL			
DT20/ DT25/ DT30		REC55320-95311 REC55320-95311AL			REC55125-91L01 REC55125-91L01AL
DT40		REC55320-95311 REC55320-95311AL	REC55320-95311 REC55320-95311AL		REC55125-95500 REC55125-95500AL
DT55/ DT65		REC55320-95311 REC55320-95311AL	REC55320-95311 REC55320-95311AL	REC55320-95311 REC55320-95311AL	REC55125-95500 REC55125-95500AL
DT75/DT85		REC55320-95311 REC55320-95311AL		REC55320-95311 REC55320-95311AL	REC55125-95500 REC55125-95500AL
DT90/ DT100			REC55320-95311 REC55320-95311AL	REC55320-95311 REC55320-95311AL	
DT115/ DT140		REC55320-95311 REC55320-95311AL REC55320-94900 REC55320-94900AL		REC55320-95311 REC55320-95311AL	
DT150/ DT200/ DT225			REC55320-95311 REC55320-95311AL		
V6 H-Y			REC55320-95311 REC55320-95311AL		

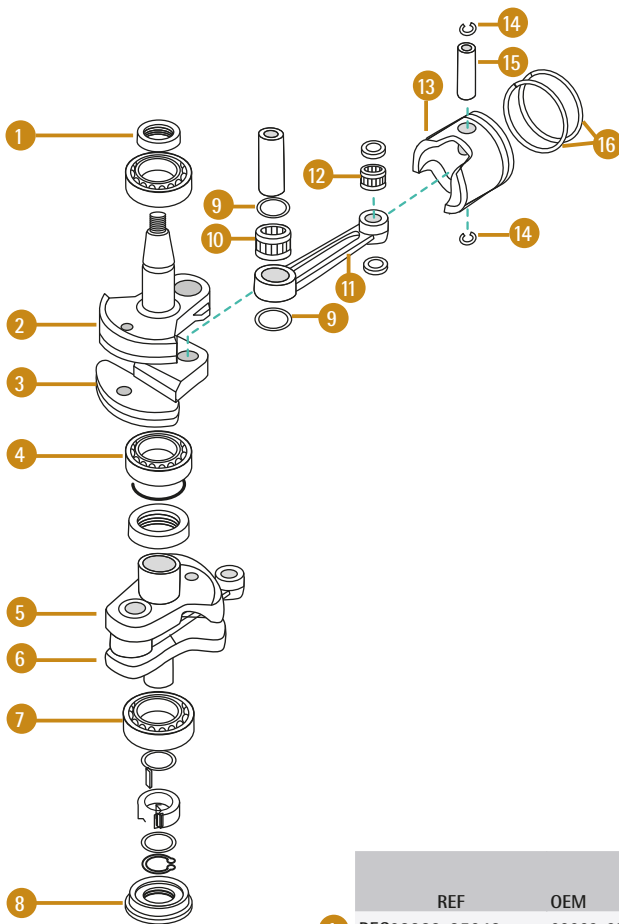
# PARTES DEL MOTOR

# ENGINE PARTS

## DESPIECE MOTOR DE 2 TIEMPOS

## ENGINE PARTS 2 STROKES

2T DT40C-W-G-X (1986-99)  
STROKES DTW-K1-KA (2001-04)

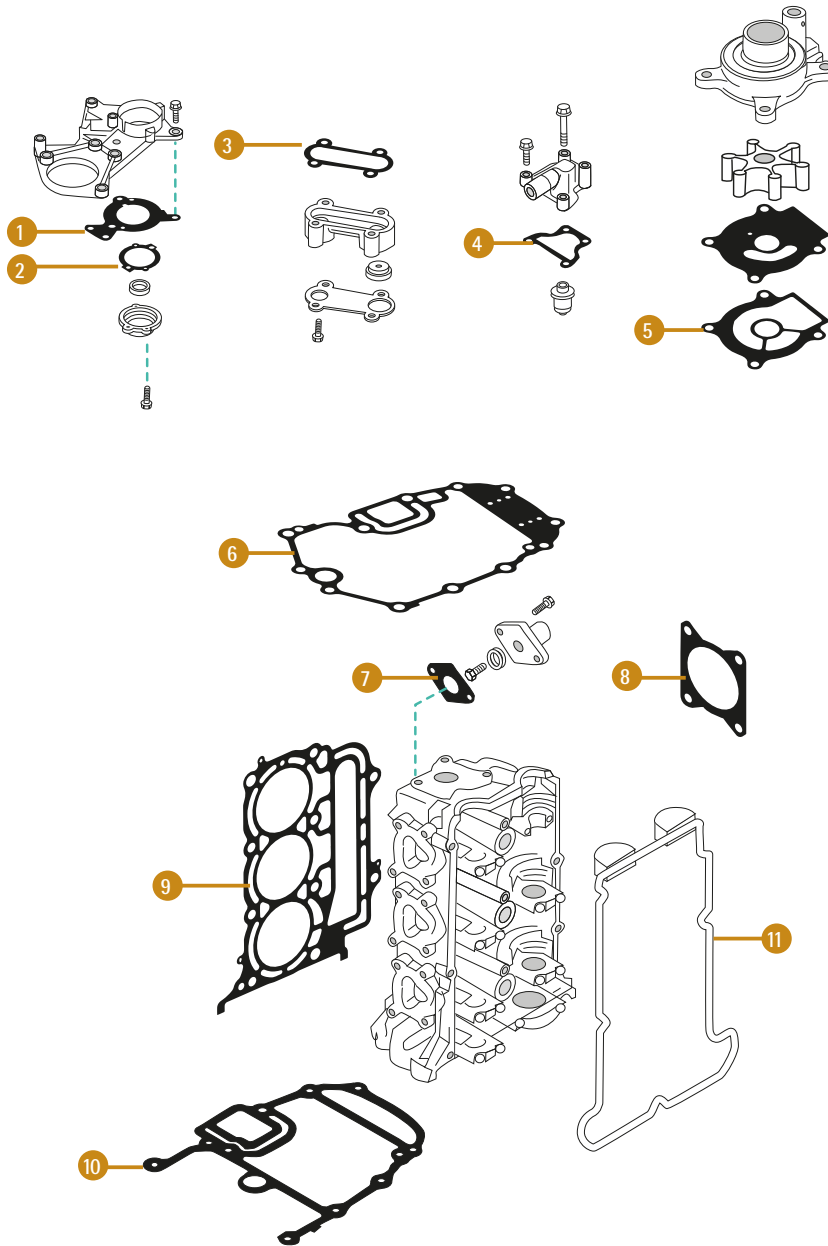


	REF	OEM			UN.
1	REC09283-35043	09283-35043	RETÉN	OIL SEAL	1
2	REC12221-94412	12221-94412	CIGÜEÑAL 1	CRANKSHAFT 1	1
3	REC12231-94413	12231-94413	CIGÜEÑAL 2	CRANKSHAFT 2	1
4	REC09269-30012	09269-30012	RODAMIENTO	BEARING	1
5	REC12232-94412	12232-94412	CIGÜEÑAL 3	CRANKSHAFT 3	1
6	REC12240-94432	12240-94432	CIGÜEÑAL 4	CRANKSHAFT 4	1
7	REC09262-35052	09262-35052	RODAMIENTO	BEARING	1
8	REC09283-30062	09283-30062	RETÉN	OIL SEAL	1
9	REC09160-27008	09160-27008	ARANDELA	WASHER	4
10	REC09263-27005	09263-27005	COJINETE BIELA	ROD BEARNG	2
11	REC12161-94400	12161-94400	BIELA	CONNECTING ROD	2
12	REC09263-20072	09263-20072	COJINETE BIELA	ROD BEARNG	2
13	REC12110-94400K	12110-94400K	KIT PISTON	PISTON KIT	2
14	REC09381-20003	09381-20003	CLIP	CNAP RING	4
15	REC12151-94400	12151-94400	PIN	PIN	2
16	REC12140-94400	12140-94400	KIT SEGMENTOS	RING SET	2

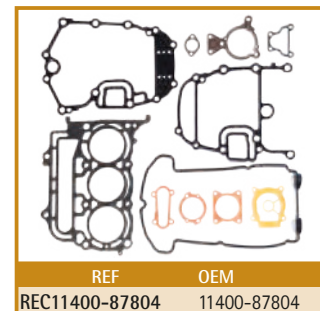
# DESPIECE MOTOR DE 4 TIEMPOS

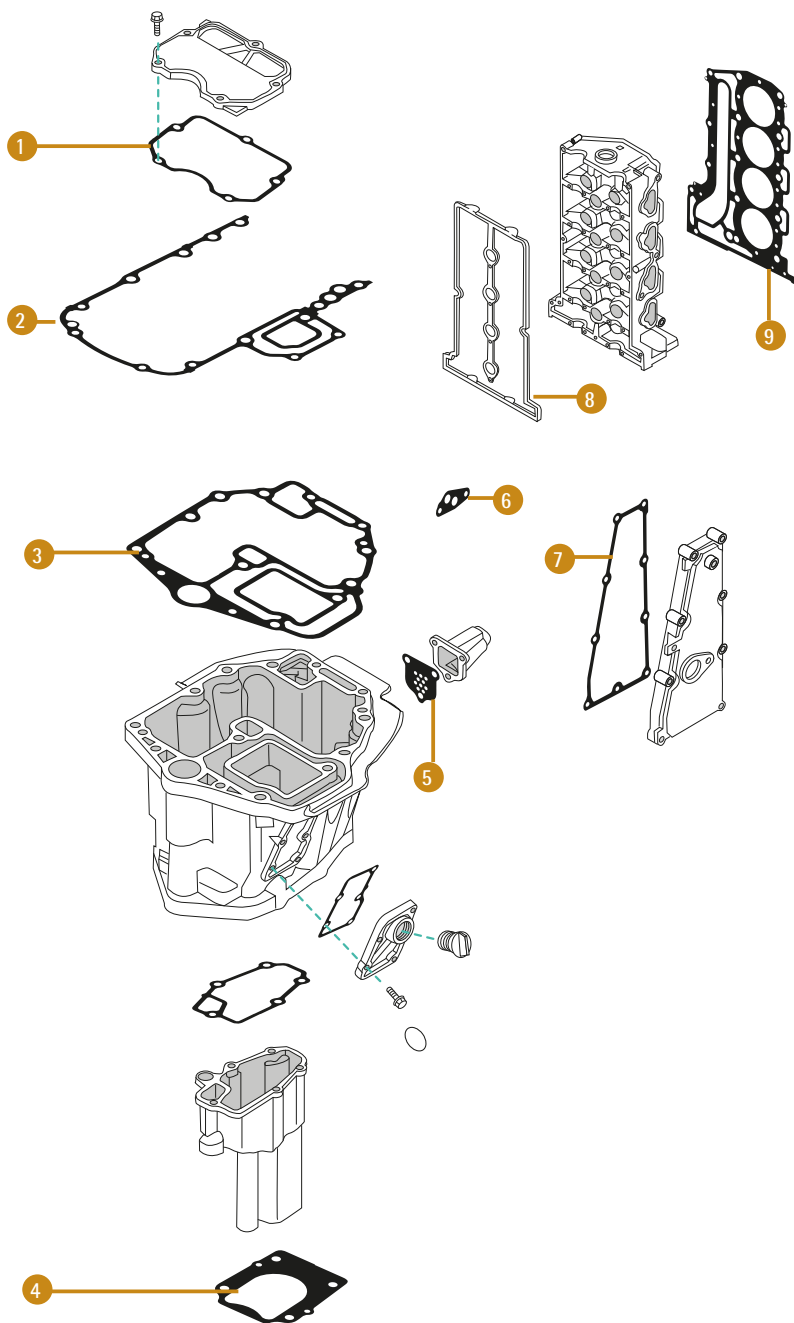
# ENGINE PARTS 4 STROKES

4T  
STROKES DF40, DF50 (1999-10)

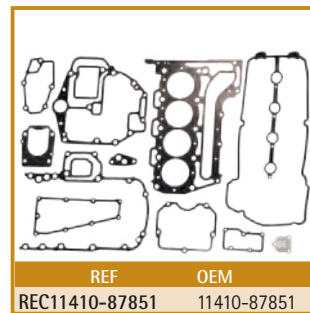


	REF	OEM		
1	REC11413-87J00	11413-87J00	RETÉN SUPERIOR	SEAL UPPER
2	REC11433-87J00	11433-87J00	JUNTA DEL RETÉN SUPERIOR	SEAL UPPER, GASKET
3	REC17616-87J00	17616-87J00	JUNTA DE LA VÁLVULA DE PRESIÓN	PRESURE VALVE, GASKET
4	REC17685-87D10	17685-87D10	JUNTA TAPA DE TERMOSTATO	THERMOSTAT COVER GASKET
5	REC17472-96303	17472-96303	JUNTA DE LA BOMBA DE AGUA	WATER PUMP, GASKET
6	REC11489-87J00	11489-87J00	JUNTA DEL CÁRTER	OIL PAN, GASKET
7	REC11265-87E10	11265-87E10	JUNTA TAPA DEL ÁNODO	GASKET, COVER ANODE
8	REC13421-87J00	13421-87J00	JUNTA DEL CUERPO DE MARIPOSA	THRPOTTLE BODY GASKET
9	REC11141-87J02	11141-87J02	JUNTA DE CULATA	CYLINDER HEAD, GASKET
10	REC51211-87J00	51211-87J00	JUNTA BASE MOTOR	GASKET ENGINE
11	REC11189-87J00	11189-87J00	JUNTA TAPA DE BALANCÍN	GASKET CYLINDER COVER






	REF	OEM		
1	REC51123-87L00	51123-87L00	JUNTA DE LA TAPA DE SILEMBLOCK	GASKET, MOUNT CASE COVER
2	REC51211-87L10	51211-87L00 51211-87L10	JUNTA BASE MOTOR	ENGINE HOLDER GASKET
3	REC11489-87L00	11489-87L00	JUNTA CARTER	OIL PAN GASKET
4	REC17472-87L00	17472-87L00	JUNTA BOMBA DE AGUA	WATER PUMP GASKET
5	REC11542-87L00	11542-87L00	JUNTA MÚLTIPLE DE ESCAPE	MULTI EXHAUST GASKET
6	REC16539-87L00	16539-87L00	JUNTA ADAPTADOR DE FILTRO	FILTER ADAPTER GASKET
7	REC14151-87L00	11151-87L00	JUNTA TAPA ESCAPE	GASKET EXHAUST COVER
8	REC11189-87L00	11189-87L00	JUNTA TAPA DE CULATA	GASKET CYLINDER HEAD COVER
9	REC11141-87L00	11141-87L00	JUNTA DE CULATA	CYLINDER-HEAD GASKET



# ÁRBOL DE LEVAS

# CAMSHAFT

REF	OEM	
REC12710-97J00	12710-97J00	DF2.5 (2006+)




# JUNTAS DE MOTOR 4 TIEMPOS

# ENGINE GASKET 4 STROKES


4T  
STROKES

## JUNTAS DE CULATA


## CYLINDER HEAD GASKET

REF	OEM	
REC11141-97J02	11141-97JL0 11141-97J01	DF2.5 (2006-15)




REF	OEM	
REC11141-91JL0	11141-91JL0 11141-91J01 11141-91J02	DF4, DF5, DF6 (2002-15)





REF	OEM	
REC11141-93E20	11141-93E20	DF9.9, DF15T-K3 (1996-03) DF9.9, DF15 (R) (2004-11) MY04




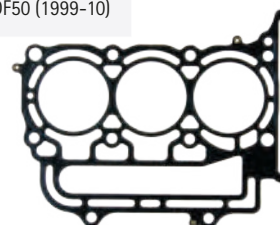
REF	OEM	
REC11141-95J00	11141-95J00	DF20, DF25, DF25R V2 (2006-11)



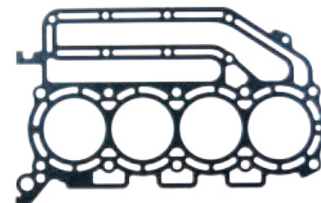
REF	OEM	
REC11141-87L00	11141-87L00	DF70A, DF80A, DF90A, DF100B (2009+)



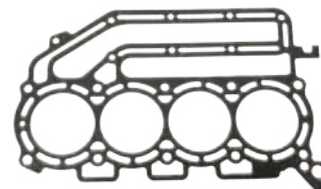
REF	OEM	
REC11141-87J02	11141-87J00 11141-87J01 11141-87J02	DF40, DF50 (1999-10)



REF	OEM	
REC11141-90J01	11141-90J00	DF90, DF100, DF115K1-K11 (2001-11)



REF	OEM	
REC11141-92J01	11141-92J00	DF100A, DF115A, DF140A (2013+) DF140 (2002-12)



REF	OEM	
REC11142-93J10	11142-93J03	BABOR   PORT DF70A, DF80A, DF90A, DF100B (2009+)
REC11141-93J10	11141-93J03	ESTRIBOR   STD DF200, DF225, DF250 (2004+)



SUZUKI

RECMAR®

**GUÍA  
JUNTAS DE CULATA**

		REF	RO OEM
DF2.5	2006-15	REC11141-97J02	11141-97JL0 11141-91JL0
DF4, DF5, DF6	2002-15	REC11141-91JL0	11141-91J01 11141-91J02
DF9.9, DF15 T-K3	1996-03	REC11141-93E20	11141-93E20
DF9.9, DF15 R	2004-11	REC11141-93E20	11141-93E20
DF20, DF25 R-V2	2006-11	REC11141-95J00	11141-95J00 11141-87J00
DF40, DF50	1999-10	REC11141-87J02	11141-87J01 11141-87J02

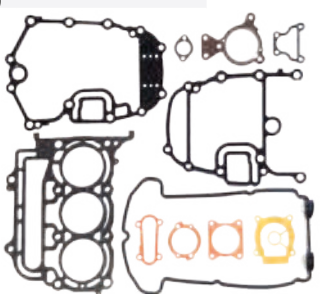
**CYLINDER HEAD GASKET  
GUIDE**

4T  
STROKES

		REF	RO OEM
DF70A, DF80A, DF90A, DF100B	2009+	REC11141-87L00	11141-87L00
DF90, DF100, DF115 K1-K11	2001-11	REC11141-90J01	11141-90J01
DF100A, DF115A, DF140A	2013	REC11141-92J01	11141-92J00
DF140	2002-12	REC11141-92J01	11141-92J00
DF200, DF225, DF250 V6 (STB)	2004	REC11141-93J10	11141-93J03
DF200, DF225, DF250 V6 (PORT)	2004	REC11142-93J10	11142-93J03

**KITS  
JUNTAS DE CULATA**

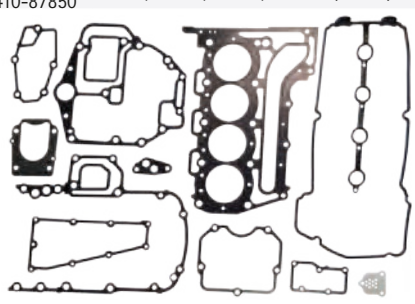
REF	OEM	
REC11400-87804	11400-87804	DF40, DF50 (1999-10)
	11400-87803	
	11400-87802	
	11400-87801	
	11400-87800	
	11400-87800	



**CYLINDER HEAD GASKET  
KIT**


4T  
STROKES

REF	OEM	
REC11410-87851	11410-87851 11410-87850	DF70A, DF80A, DF90A, DF100B (2009+)



**JUNTAS BASE DE MOTOR**


REF	OEM	
REC51211-90J10	51211-90J00	DF90, DF100, DF115 K1-K11 (2001-11) DF140 (2002-12) Motores antiguos Old engines
	51211-90J01	
	51211-90J02	
	51211-90J10	
	51211-90J10	



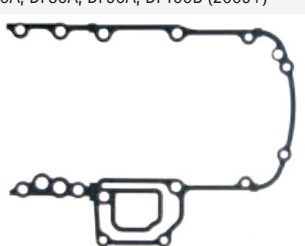
**CYLINDER GASKET**

4T  
STROKES

REF	OEM	
REC51211-93J00	51211-93J00	DF200, DF225, DF250 (2004-15) DF300AP (2012) DF300T/Z (2007-11)




REF	OEM	
REC51211-87L10	51211-87L00	DF70A, DF80A, DF90A, DF100B (2009+)
	51211-87L10	




REF	OEM	
REC51211-90J2	51211-90J21	DF90, DF100, DF115, DF140 DF100A, DF115A, DF140A (2013+) Motores modernos New engines
	51211-90J22	




REF	OEM	
REC51211-87J00	51211-87J00	DF40, DF50 (1999-10)



**4T STROKES** **JUNTAS ACEITE** **GASKET, OIL GALLERY**

REF	OEM	
REC11552-87L00	11552-87L00	DF70A, DF80A, DF90A, DF100B (2000+)



**4T STROKES** **JUNTAS CUERPO DE MARIPOSA** **GASKET, THROTTLE BODY**

REF	OEM	
REC13421-87J00	13421-87J00	DF40, DF50





**4T STROKES** **JUNTA TAPA DE FILTRO** **GASKET, FILTER COVER**

REF	OEM	
REC16539-87L00	16539-87L00	DF70A, DF80A, DF90A, DF100B (2009+)





**4T STROKES** **JUNTA TAPA DE SILEMBLOCK** **GASKET, SILEMBLOCK COVER**


REF	OEM	
REC51123-87L00	51123-87L00	DF70A, DF80A, DF90A, DF100B (2009+)




**4T STROKES** **JUNTA TAPA DE BALANCINES** **GASKET, CYLINDER COVER**

REF	OEM	
REC11189-87L00	11189-87L00	DF70A, DF80A, DF90A, DF100B (2009+)



REF	OEM	
REC11189-87J00	11189-87J00	DF40, DF50 (1999-10)



**4T STROKES** **JUNTA TAPA DE TERMOSTATO** **GASKET, THERMOSTAT COVER**

REF	OEM	
REC17685-87D10	17685-87D10	DF40, DF50 (1999-10)
	17685-87D00	V6 H-Y (1987-00)



**4T STROKES** **JUNTA VÁLVULA DE PRESIÓN** **GASKET, PRESSURE VALVE**

REF	OEM	
REC17616-87J00	17616-87J00	DF40, DF50 (1999-10)



**4T STROKES** **JUNTA RETÉN SUPERIOR** **GASKET, UPPER SEAL**

REF	OEM	
REC11413-87J00	11413-87J00	DF40, DF50 (1999-10)



REF	OEM	
REC11433-87J00	11433-87J00	DF40, DF50 (1999-10)



## JUNTAS DE MOTOR 2 TIEMPOS

## ENGINE GASKET 2 STROKES

2T  
STROKES

### JUNTAS DE CULATA

REF	OEM		
REC11141-98401	11141-98401	DT2, DT2.2 G-Y (1686-00)	

REF	OEM		
REC11141-93960	11141-93950	DT9.9D, DT15K-G-Y (1986-00) DT9.9, DT15K1-K4 (2001-04) DT15C (1989-97)	

REF	OEM		
REC11141-96344	11141-96344	DT25, DT30 K1-K2 (2001-02)	

### CYLINDER HEAD GASKET

REF	OEM		
REC11141-94450	11141-94450	DT40C-W-G-X (1986-99)	

REF	OEM		
REC11141-94720	11141-94701 11141-94720	DT55, DT65J-X (1988-99)	

### GUÍA JUNTAS DE CULATA

	REF	RO OEM
DT2.2, DT2.2 G-Y	1986-00	REC11141-98401 11141-98411
DT9.9K, DT15 K-G-Y	1986-00	REC11141-93960 11141-93950
DT9.9, DT15 K1-K4	2001-04	REC11141-93960 11141-93950
DT15C	1989-97	REC11141-93960 11141-93950

### CYLINDER HEAD GASKET GUIDE

	REF	RO OEM
DT25, DT30 K1-K2	2001-01	REC11141-96344 11141-96343
DT40 C-W-G-X	1986-99	REC11141-94450 11141-94440
DT55, DT65 J-X	1988-99	REC11141-94720 11141-94720

2T  
STROKES

### JUNTAS BASE ACEITE

REF	OEM		
REC11433-93912	11433-93901	DT9.9, DT15 K1-K4 (2001-04) DT9.9K, DT15K-G-Y (1986-00)	

REF	OEM		
REC11433-94412	11433-94401	DT40C-W-G-X (1986-00)	


### GASKET, UNDER OIL

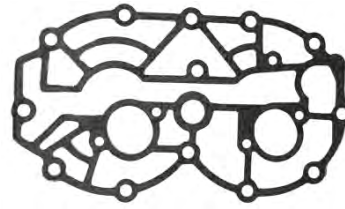
REF	OEM		
REC11433-96330	11433-96302	DT20, DT25, DT30G-Y (1986-00) DT25, DT30 K1-K2 (2001-02)	

2T  
STROKES

**JUNTAS DE CULATÍN**


**GASKET, HEAD COVER**

REF	OEM	
REC11162-94410	11162-94410	DT40C-WG-X (1986-99) DT40W K1-K4 (2001-04)



**JUNTA TAPA DE TERMOSTATO**

**GASKET, THERMOSTAT COVER**

REF	OEM	
REC17685-87D10	17685-87D10 17685-87D00	DT150, DT200, DT225 (1998-03) DT90, DT100 (1990-00)



**RETENES DE ACEITE**

**OIL SEALS**

**RETÉN DE ACEITE**

**OIL SEAL**

REF	OEM	mm	
REC09282-10008	09282-10008	10 x 21 x 4.5 mm	DF2.5 (2006-13) DF4, DF5, DF6 (2002+) DT4/J4, DT5Y (1988-02) DT4K1 (2001)
REC09282-12008	09282-12008	12 x 24 x 4.5 mm	DF2.5 (2012) DTK1 (2001) DF4, DF5, DF6 (2002-12) DT4, J4, DT5Y (1988-02) DT8, DT9.9C-J-V (1988-97)
REC09283-17002	09283-17002	17 x 29 x 7 mm	DT2, DT2.2G-Y (1986-00) DT2.2 K1-K5 (2001-05)
REC09283-20018	09283-20018	20 x 37 x 9 mm	DT4K1 (2001) DT4, J4, DT5Y (1988-02) DT8, DT9.9C-J-V (1988-97) DT15C (1989-97)
REC09282-12010	09282-12010	12 x 25 x 7 mm	DF9.9, DF15 (R) (2004-12) DF9.9, DF15T-K3 (1996-03) DT15C (1989-97) DT9.9K, DT15K-G-Y (1986-00) DT9.9, DT15K1-K4 (2001-04)
REC09282-15008	09282-15008	14.7 x 25 x 6.5 mm	DF20R, DF25, DF25RVZ (2006-11) DT20, DT25, DT30G-Y (1986-00) DT25, DT301-K2 (2001-02)
REC09282-17005	09282-17005	17 x 32 x 6 mm	DF40, DF50X-K10 (1999-10) DF40A, DF50A, DF60A (2010+) DT40X-W-G-X (1986-99) DT40W-K1-K4 (2001-04)
REC09282-17009	09282-17009	17 x 28 x 6 mm	DF25, DF30W-K6 (2000-06) DF40, DF50Y-K10 (1999-10) DT25C, DT30C-K-Y (1989-00) DT40C-W-G-X (1986-99) DT40W-K1-K4 (2001-04) DT55, DT65J-X (1988-99)



REF	OEM	mm	
REC09283-10003	09283-10003	10 x 22 x 6 mm	DT4 J4, DT5Y (1988-02) DT4K1 (2001) DT5, DT6, DT8G-Y (1986-00) DT6, DT8Y-K2 (2000-02)
REC09283-10009	09283-10009	10 x 45 x 5 mm	DF4, DF5, DF6 (2002+)
REC09283-35043	09283-35043	35 x 55 x 7 mm	DT40C-W-G-X (1986-99) DT40WK1-K4 (2001-04) DT55, DT65J-X (1988-99)
REC09289-10005	09289-10005		DT2, DT2.2G-Y (1986-00) DT2.2 K1-K5 (2001-05)
REC09283-30064	09283-30064	30 x 55 x 10 mm	DT20, DT25, DT30G-Y (1986-00) DT25, DT30K1-K2 (2001-02)
REC09283-20045	09283-20045		DT4 -J4, DT5Y (1988-00) DT5Y (1998-02) DT4K1 (2001)
REC09283-25035	09283-25035	25 x 40 x 7 mm	DT15C (1989-97) DT9.9K, DT15K-G-Y (1986-00) DT9.9, DT15K1-K4 (2001-04)
REC09283-25075	09283-25075	25 x 52 x 7 mm	DT9.9K, DT15K-G-Y (1986-00) DT9.9, DT15K1-K4 (2001-04)
REC09283-25076	09283-25075	25 x 45 x 5 mm	DF4, DF5, DF6 (2002+)
REC09283-30062	09283-30062	30 x 55 x 8 mm	DT20, DT25, DT30G-Y (1986-00) DT25, DT30K1-K2 (2001-02) DT40C-W-G-X (1986-99) DT40W K1-K4 (2001-04) DT55, DT65J-X (1988-99) DT75, DT85J-Y (1988-00)
REC09289-12002	09289-12002	12 x 28 x 8 mm	DT2, DT2.2 G-Y (1986-00) DT2.2 K1-K5 (2001-05)
REC26-161622	09289-17004	17 x 30 x 9 mm	DT20, DT25, DT30G-Y (1986-00) DT25, DT30K1-K2 (2001-02)





REF	OEM	mm	
REC09289-17006	09289-17006	17 x 30 x 6 mm	DF8A-AR, DF9.9A-AR (2010-12) DF9.9, DF15(R) (2004-12) DF9.9, DF15T-K3 (1996-03) D9.9K, DT15K-G-Y (1986-00) DT9.9, DT15K1-K4 (2001-04) DT15C (1989-97)
REC09289-20009	09289-20009	20 x 34 x 6,5 mm	DF20R, DF25, DF25RVZ (2006-11) DF25, DF30Y-K6 (2000-06) DT20, DT25, DT30G-Y (1986-00) DT25, DT30K1-K2 (2001-02) DT25C, DT30C-K-Y (1989-00)
REC09289-22007	09289-22007	21.2 x 35 x 5 mm	DF40A, DF50A, DF60A (2010+) DF40, DF50X-K10 (1999-10) DT40X-W-G-X (1986-99) DT40C-W-G-X (1986-99) DT40W-K1-K4 (2001-04) DT55, DT65J-X (1988-99)
REC09289-30008	09289-30008	30 x 52 x 10 mm	DT9.9K, DT15K-G-Y (1986-00) DT9.9, DT15K1-K4 (2001-04)
REC09289-12003	09289-12003	13 x 26 x 10 mm	DF15 (2012) DF9.9, DF15T-K3 (1996-03) DF9.9, DF15(R) (2004-11) DT15C (1989-97) DT9.9, DT15 K1-K4 (2001-04) DT9.9K, DT15K G-Y (1986-00)
REC93101-22067	09282-22007 09282-22004	22 x 36 x 6 mm	DT90, DT100 (1990-00) DF40A, DF50A, DF60A (2014+) DF60, DF70 (1998-09) DF70A, DF80A, DF90A (2009-14)



JUNTA TAPÓN DE DRENAJE

O-RING DRAIN CAP

REF	OEM			
REC09168-10022	09168-10022	10 x 17 x 1.5 mm	2.5 --> 225 HP	x 1
REC09168-10022-100				x 100



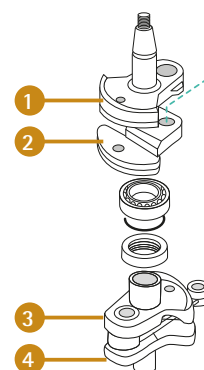
CIGÜEÑAL

CRANKSHAFT

PARTES DE CIGÜEÑAL

CRANKSHAFT PARTS

REF	OEM	
1 REC12221-94412	12221-94412	
2 REC12231-94413	12231-94413	DT40C-W-G-X (1986-99)
3 REC12232-94412	12232-94412	DTW-K1-K4 (2001-04)
4 REC12240-94432	12240-94432	



## RODAMIENTOS DE CIGÜEÑAL

## CRANKSHAFT BEARINGS

REF	OEM		
REC09262-25078	09262-25078	25 x 25 x 15 mm	DT9.9K, DT15K-G-Y (1986-00) DT9.9, DT15K1-K4 (2001-04) DT20, DT25, DT30G-Y (1986-00)
REC09262-30055	09262-30055	30 x 72 x 19 mm	DT25, DT30K1-K2 (2001-04) DT75, DT85J-Y (1988-00)



REF	OEM		
REC09269-30012	09269-30012	30 x 72 x 19 mm	DT40X-W-G-X (1986-99) DT40WK1-K4 (2001-04) DT55, DT65J-X (1988-99) DT75, DT85J-Y (1988-00)



## ARANDELAS DE BIELA

## CONNECTING ROD, THRUST WASHER

REF	OEM		
REC09160-27008	09160-27008		DT35 (1987-89) DT40 (1986-98) DT55 (1985-97) DT65 (1985-97)



REF	OEM		
REC09160-20052	09160-20052		DT15C (1989-97) DT9.9, DT15K1-K4 (2001-04) DT9.9K, DT15K-G-Y (1986-00)



## COJINETES DE BIELA

## CONNECTING ROD, BEARINGS

1 REF	OEM		
REC09263-14022	09263-14022		DT9.9K, DT15K G-Y (1986-00) DT9.9, DT15K1-K4 (2001-04)



1 REF	OEM		
REC09263-18016	09263-14022		DT25 (1983-88) DT30 (1983-88)



1 REF	OEM		
REC09263-20072	09263-20072		DT40C-W-G-X (1986-99) DT40W K1-K4 (2001-04) DT55, DT65J-X (1988-99) DT90, DT100L-Y (1990-00)



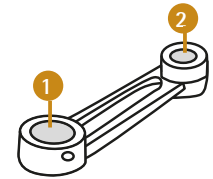
1 REF	OEM		
REC09263-24018	09263-24018		DF20 (1986-88) DT25 (1983-88) DT30 (1983-85) DT40 (1984-85) DT50 (1984+)



2 REF	OEM		
REC09263-20051	09263-20051		DT15C (1989-97) DT9.9, DT15K1-K4 (2001-04) DT9.9K, DT15K-G-Y (1986-00)



2 REF	OEM		
REC09263-27005	09263-27005		DT40C-W-G-X (1986-99) DT40W K1-K4 (2001-04) DT55, DT65J-X (1988-99)



## BIELAS

## CONNECTING ROD

REF	OEM	
REC12161-93902	12161-93902	DT9.9K, DT15K-G-Y (1986-00) DT9.9, DT15K1-K4 (2001-04) DT15C (1989-97)
REC12161-94400	12161-94400	DT40C-W-G-Y (1986-99) DT40W K1-K4 (2001-04) DT55, DT65J-X (1988-99)







## PISTONES

## PISTONS

### KITS DE PISTONES





### PISTON KITS

	STD		
	REF	OEM	
	REC12110-93130K	12110-93130	DT9.9, DT15K-G-Y (1986-00) DT9.9, DT15K1-K4 (2001-04)
	REC12140-93121	12140-93121	
	REC09263-14022	09263-14014	



	STD		
	REF	OEM	
	REC12110-94350K	12110-94350	DT35 (1980-82) DT40 (1980-82)



	STD		
	REF	OEM	
	REC12110-94400K	12110-94400K	DT40C-W-G-X (1986-99) DT40W-K1-K4 (2001-04)
	REC12140-94400	12140-94400	
	REC09263-20072	09263-20072	



## GUÍA CORREAS DE DISTRIBUCIÓN

## GUIDE TIMING BELT

			REF	OEM
DF8A, DF8AR, DF9.9A, DF9.9AR	2010+	66	REC12761-99J00	12761-99J00
DF15	2012	69	REC12761-93ELO	12761-93ELO
DF9.9, DF15T-K3	1996-03	69	REC12761-93ELO	12761-93ELO
DF9.9, DF15 R	2004-11	69	REC12761-93ELO	12761-93ELO
DF9.9B, DF15A	2013+	69	REC12761-93ELO	12761-93ELO
DF60, DF70 W-K9	1998-09	89	REC12761-72F00	12761-72F00



# SISTEMA DE ESCAPE Y ADMISIÓN

# EXHAUST & INTAKE SYSTEM


## SISTEMA DE ESCAPE 4 TIEMPOS


## EXHAUST SYSTEM 4 STROKES

4T  
STROKES

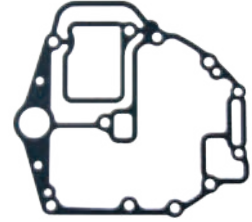
### JUNTAS CARTER


### OIL PAN GASKET


REF	OEM	
REC11489-90J00	11489-90J00	DF90, DF100, DF115 K1-K11 (2001-11) DF140 (2002-12) DF115WT, DF140WT-K3 (2003) DF100A, DF115A 7, DF140 (2013+)



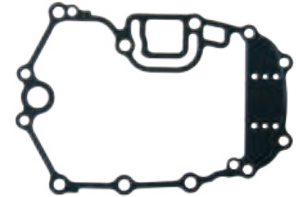
REF	OEM	
REC11489-87L00	11489-87L00	DF70A, DF80A, DF90A, DF100B (2009+)




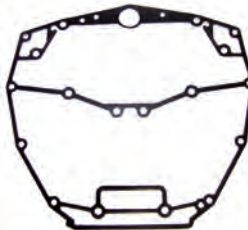
REF	OEM	
REC11489-93E11	11489-93E10	DF9.9, DF15 (R) (2004-11) DF15 (2012)



REF	OEM	
REC11489-87J00	11489-87J00	DF40, DF50 (1999-10)



REF	OEM	
REC11489-93J00	11489-93J00	DF200, DF225, DF250 (2004+) DF300AP (2012) DF300T-Z (2007-11)



### JUNTA MÚLTIPLE DE ESCAPE

### MULTI EXHAUST GASKET

4T  
STROKES

REF	OEM	
REC11542-87L00	11542-87L00	DF70A, DF80A, DF90A, DF100B (2009+)



## SISTEMA DE ADMISIÓN 4 TIEMPOS

## INTAKE SYSTEM 4 STROKES

4T  
STROKES

### JUNTAS COLECTOR

### GASKET, COLLECTOR

REF	OEM	
REC13119-93J00	13119-93J00	DF200, DF225, DF250 (2004+)




4T  
STROKES

**JUNTA TAPA ESCAPE**

**GASKET EXHAUST COVER**



REF	OEM	
REC14151-87L00	14151-87L00	DF70A, DF80A, DF90A, DF100B (2009+)



2T  
STROKES

**JUNTAS DE ESCAPE**



**GASKET, EXHAUST**

REF	OEM		
REC14212-94413	14212-94412	DT40C-W-G-X (1986-99)	



REF	OEM	
REC52113-93910	52113-93901	DT9.9, DT15 K1-K4 (2001-04) DT9.9K, DT15K-G-Y (1986-00)

REF	OEM	
REC52113-96330	52113-96304	DT20, DT25, DT30G-Y (1986-00) DT25, DT30K1-K4 (2001-02)

REF	OEM	
REC14151-96311	14151-96310	DT20, DT25, DT30G-Y (1986-00) DT25, DT30 K1-K2 (2001-02)

REF	OEM		
REC14151-93912	14151-93901	DT9.9, DT15 K1-K4 (2001-04) DT9.9K, DT15K-G-Y (1986-00)	

REF	OEM	
REC11434-94411	11434-94411	DT40C-W-G-X (1986-99) DT40W K1-K4 (2001-04)

REF	OEM		
REC14151-94411	14151-94412	DT40C-W-G-X (1986-99) DT40W K1-K4 (2001-04)	




2T  
STROKES

**JUNTAS TAPA DE ESCAPE**

**GASKET, EXHAUST COVER**

REF	OEM	
REC14141-93952-0EP	14141-93952-0EP	DT9.9, DT15 K1-K4 (2001-04) DT9.9K, DT15K G-Y (1986-00)



2T  
STROKES

**JUNTAS TUBO DE ESCAPE**

**GASKET, EXHAUST TUBE**

REF	OEM	
REC14212-91L00	14212-91L00 14212-96310	DT20, DT25, DT30 G-Y (1986-00) DT25, DT30 K1-K2 (2001-02)

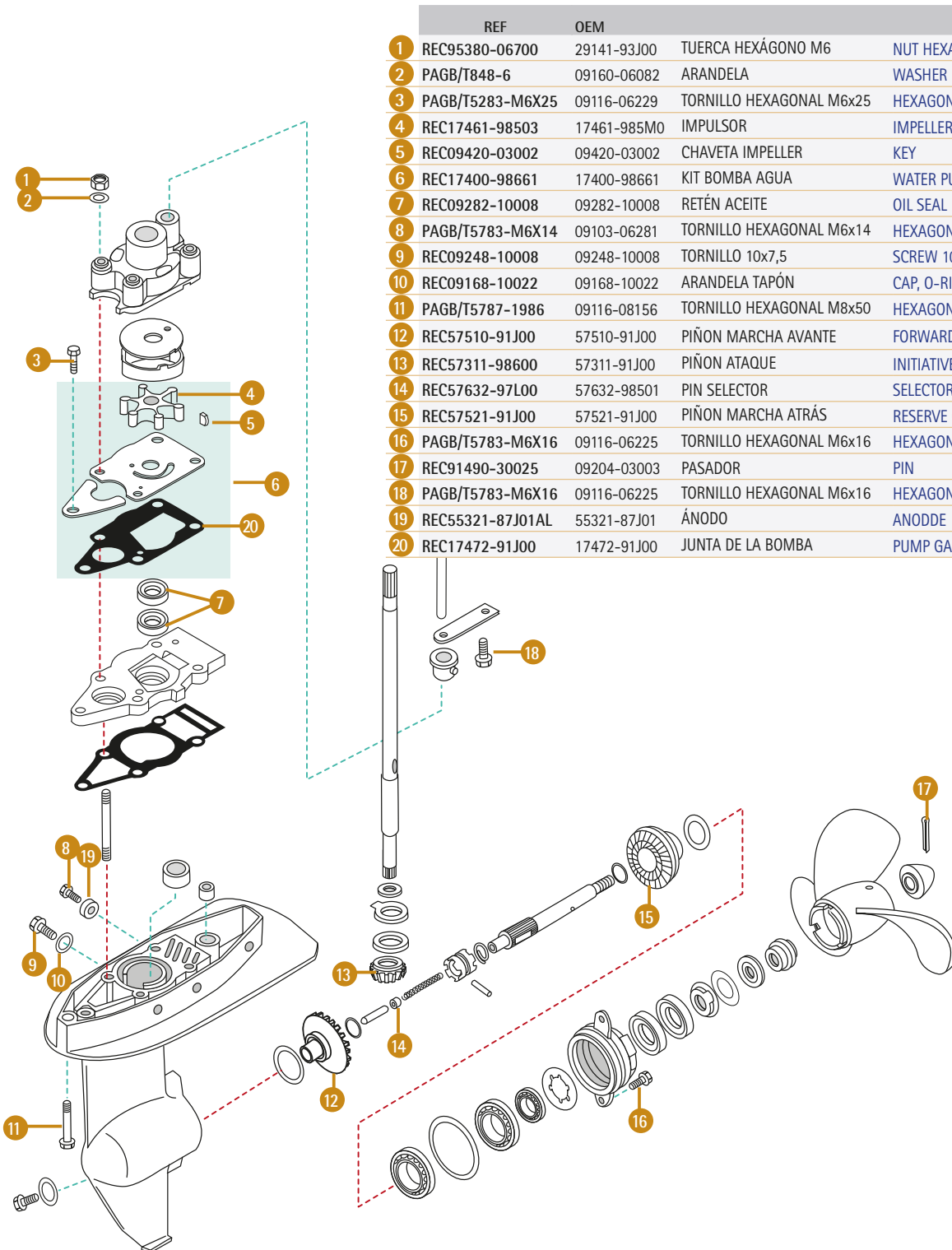


# UNIDADES DE TRANSMISIÓN UNIT DRIVES & COMPONENTS

DESPIECE COLAS  
4 TIEMPOS

GEAR CASE PARTS  
4 STROKES

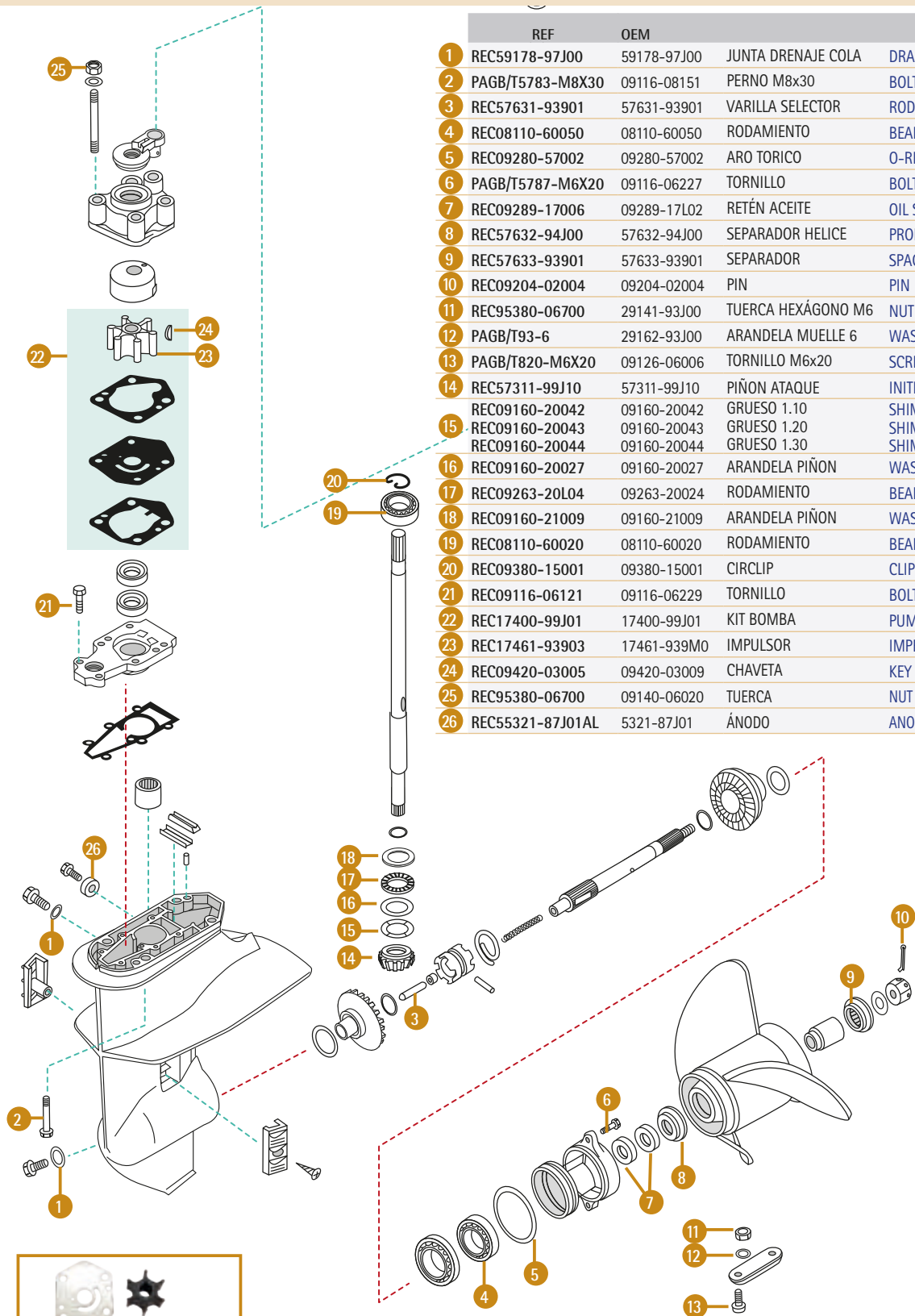
4T DF4, DF5, DF6  
STROKES



	REF	OEM		
1	REC95380-06700	29141-93J00	TUERCA HEXÁGONO M6	NUT HEXAGON M6
2	PAGB/T848-6	09160-06082	ARANDELA	WASHER
3	PAGB/T5283-M6X25	09116-06229	TORNILLO HEXAGONAL M6x25	HEXAGON BOLT M6x25
4	REC17461-98503	17461-985M0	IMPULSOR	IMPELLER
5	REC09420-03002	09420-03002	CHAVETA IMPELLER	KEY
6	REC17400-98661	17400-98661	KIT BOMBA AGUA	WATER PUMP KIT
7	REC09282-10008	09282-10008	RETÉN ACEITE	OIL SEAL
8	PAGB/T5783-M6X14	09103-06281	TORNILLO HEXAGONAL M6x14	HEXAGON BOLT M6x14
9	REC09248-10008	09248-10008	TORNILLO 10x7,5	SCREW 10x7,5
10	REC09168-10022	09168-10022	ARANDELA TAPÓN	CAP, O-RING
11	PAGB/T5787-1986	09116-08156	TORNILLO HEXAGONAL M8x50	HEXAGON BOLT M8x50
12	REC57510-91J00	57510-91J00	PIÑÓN MARCHA AVANTE	FORWARD GEAR
13	REC57311-98600	57311-91J00	PIÑÓN ATAQUE	INITIATIVE GEAR
14	REC57632-97L00	57632-98501	PIN SELECTOR	SELECTOR PIN
15	REC57521-91J00	57521-91J00	PIÑÓN MARCHA ATRÁS	RESERVE GEAR
16	PAGB/T5783-M6X16	09116-06225	TORNILLO HEXAGONAL M6x16	HEXAGON BOLT M6x16
17	REC91490-30025	09204-03003	PASADOR	PIN
18	PAGB/T5783-M6X16	09116-06225	TORNILLO HEXAGONAL M6x16	HEXAGON BOLT M6x16
19	REC55321-87J01AL	55321-87J01	ÁNODO	ANODDE
20	REC17472-91J00	17472-91J00	JUNTA DE LA BOMBA	PUMP GASKET

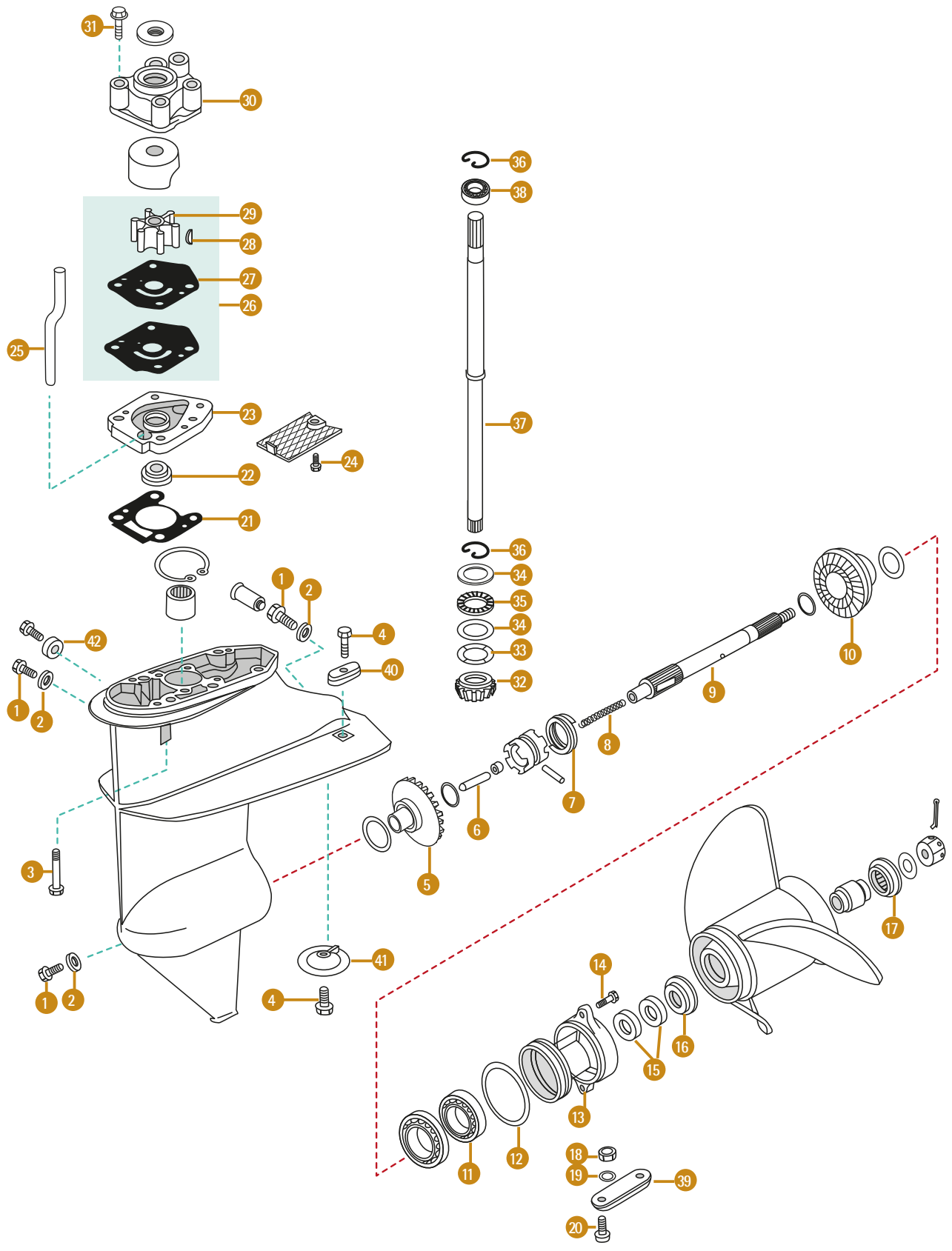
4T  
STROKES

DF8A/AR, DF9.9A/AR, DF9.9B, DF15A, DF20A

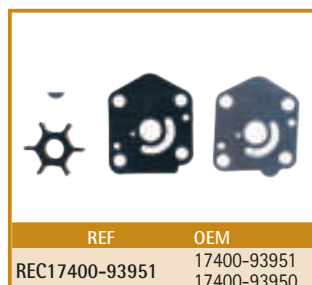


	REF	OEM		
1	REC59178-97J00	59178-97J00	JUNTA DRENAJE COLA	DRAIN PLUG GASKET
2	PAGB/T5783-M8X30	09116-08151	PERNO M8x30	BOLT M8x30
3	REC57631-93901	57631-93901	VARILLA SELECTOR	ROD PUSH
4	REC08110-60050	08110-60050	RODAMIENTO	BEARING
5	REC09280-57002	09280-57002	ARO TORICO	O-RING
6	PAGB/T5787-M6X20	09116-06227	TORNILLO	BOLT, FLANGE
7	REC09289-17006	09289-17L02	RETÉN ACEITE	OIL SEAL
8	REC57632-94J00	57632-94J00	SEPARADOR HELICE	PROPELLER WASHER
9	REC57633-93901	57633-93901	SEPARADOR	SPACER
10	REC09204-02004	09204-02004	PIN	PIN
11	REC95380-06700	29141-93J00	TUERCA HEXÁGONO M6	NUT HEXAGON M6
12	PAGB/T93-6	29162-93J00	ARANDELA MUELLE 6	WASHER SPRING 6
13	PAGB/T820-M6X20	09126-06006	TORNILLO M6x20	SCREW M6x20
14	REC57311-99J10	57311-99J10	PIÑÓN ATAQUE	INITIATIVE GEAR
15	REC09160-20042	09160-20042	GRUESO 1.10	SHIM 1.10
	REC09160-20043	09160-20043	GRUESO 1.20	SHIM 1.20
	REC09160-20044	09160-20044	GRUESO 1.30	SHIM 1.30
16	REC09160-20027	09160-20027	ARANDELA PIÑÓN	WASHER GEAR
17	REC09263-20L04	09263-20024	RODAMIENTO	BEARING
18	REC09160-21009	09160-21009	ARANDELA PIÑÓN	WASHER GEAR
19	REC08110-60020	08110-60020	RODAMIENTO	BEARING
20	REC09380-15001	09380-15001	CIRCLIP	CLIP
21	REC09116-06121	09116-06229	TORNILLO	BOLT
22	REC17400-99J01	17400-99J01	KIT BOMBA	PUMP KIT
23	REC17461-93903	17461-939M0	IMPULSOR	IMPELLER
24	REC09420-03005	09420-03009	CHAVETA	KEY
25	REC95380-06700	09140-06020	TUERCA	NUT
26	REC55321-87J01AL	5321-87J01	ÁNODO	ANODE

REF	OEM
REC17400-99J01	17400-99J01

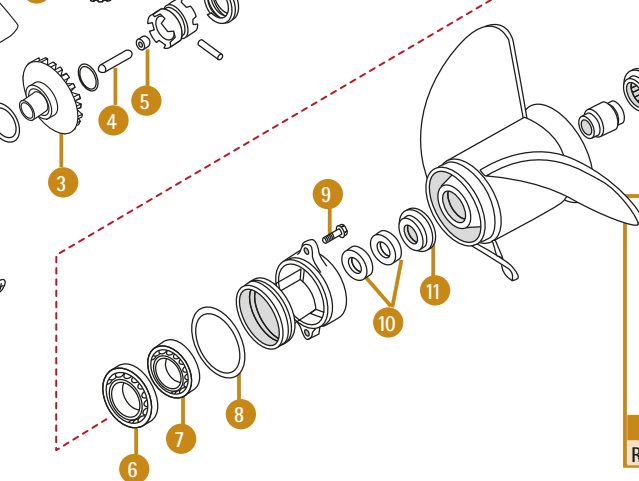
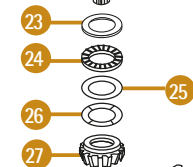
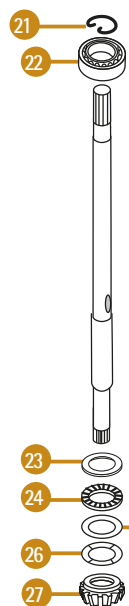
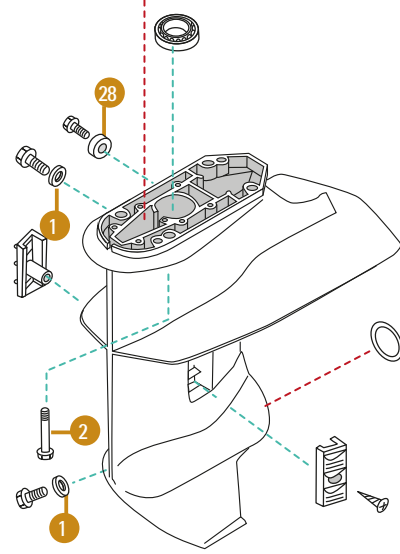
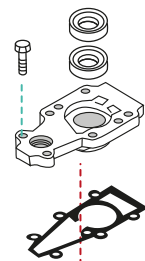
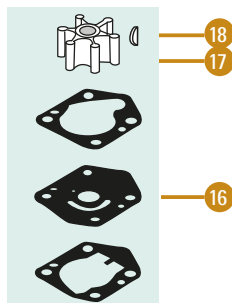
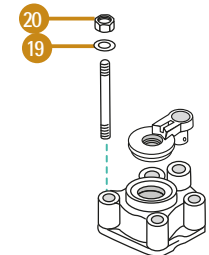


	REF	OEM		
1	REC09248-10008	09248-10008	TORNILLO 10x7,5	SCREW 10x7,5
2	REC09168-10022	09168-10022	ARANDELA TAPÓN	CAP, O-RING
3	PAGB/T5783-M8X30	09117-08047	TORNILLO M8X30	BOLT M8X30
4	REC09116-06094	09116-06094	TORNILLO 6x15	SCREW 6x15
5	REC57510-93910	57510-93910	PIÑÓN MARCHA AVANTE	FORWARD GEAR
6	REC57631-93901	67631-93901	VARILLA SELECTOR	ROD PUSH
7	REC09440-32008	09440-32008	MUELLE	CLUTCH
8	REC09440-05027	09440-05027	MUELLE SELECTOR	SELECTOR SPRING
9	REC57610-93901	57610-93901	EJE HELICE	PROPELLER SHAFT
10	REC57521-93910	57521-93910	PIÑÓN MARCHA ATRÁS	REVERSER GEAR
11	REC08110-60050	08110-60050	RODAMIENTO	BEARING
12	REC09280-57002	09280-57002	ARO TORICO	O-RING
13	REC56120-93900	56120-93901-0EP	DIÁBOLO	CARRIER
14	PAGB/T5787-M6X20	29116-93J00	TORNILLO	BOLT, FLANGE
15	REC09289-17006	09289-17006	RETÉN ACEITE	OIL SEAL
16	REC57632-94J00	57632-93902	SEPARADOR HÉLICE	PROPELLER WASHER
17	REC57633-93901	57633-93901	SEPARADOR	SPACER
18	REC95380-06700	29141-93J00	TUERCA HEXÁGONAL M6	HEXAGON NUT M6
19	PAGB/T93-6	29162-93J00	ARANDELA MUELLE 6	SPRING WASHER 6
20	PAGB/T820-M6X20	09126-06006	TORNILLO M6x20	SCREW M6x20
21	REC17452-93910	17452-93910	JUNTA COLA	DRIVE GASKET
22	REC09289-12003	09289-12003	RETÉN	OIL SEAL
23	REC17450-93921	17450-93921	CARCASA BOMBA AGUA	PUMP BASE
24	PAGB/T818-M6X10	09125-06063	TORNILLO M6x10	BOLT M6x10
25	REC17453-93901	17453-93900	TUBO VACIADO DE AGUA	WATER TUBE
26	REC17400-93951	17400-93951	KIT BOMBA AGUA	WATER PUMP SERVICE KIT
27	REC17471-93902	17471-93902	BASE BOMBA AGUA	WATER PUMP PLATE
28	REC17462-93990	17462-93990	CHAVETA	KEY
29	REC17461-93903	17461-93903	IMPULSOR	IMPELLER
30	REC17411-93901	17411-93901	CUERPO BOMBA AGUA	HOUSING WATER PUMP
31	PAGB/T5783-M8X55	09116-08117	TORNILLO HEXAGONAL M8x55	BOLT HEXAGON M8x55
32	REC57311-93910	57311-93910	PIÑÓN ATAQUE	INITIATIVE GEAR
33	REC09160-20041	09160-20041	GRUESO 1.00	SHIM 1.00
	REC09160-20042	09160-20042	GRUESO 1.10	SHIM 1.10
	REC09160-20043	09160-20043	GRUESO 1.20	SHIM 1.20
	REC09160-20044	09160-20044	GRUESO 1.30	SHIM 1.30
34	REC09160-21009	09160-21009	ARANDELA PIÑÓN	WASHER GEAR
35	REC09263-20L04	09263-20L04	RODAMIENTO	BEARING
36	REC09380-15001	09380-15001	CIRCLIP	CLIP
37	REC57100-93902	57100-93902	EJE VERTICAL	DRIVE SHAFT
38	REC08110-60020	08110-60020	RODAMIENTO	BEARING
39	REC55300-95500AL	55300-95500	ÁNODO	ANODE
40	REC55320-98400AL	55320-98400	ÁNODO	ANODE
41	REC44321-939L0AL	44321-939L0	ÁNODO	ANODE
42	REC55321-87J01AL	55321-87J01	ÁNODO	ANODE



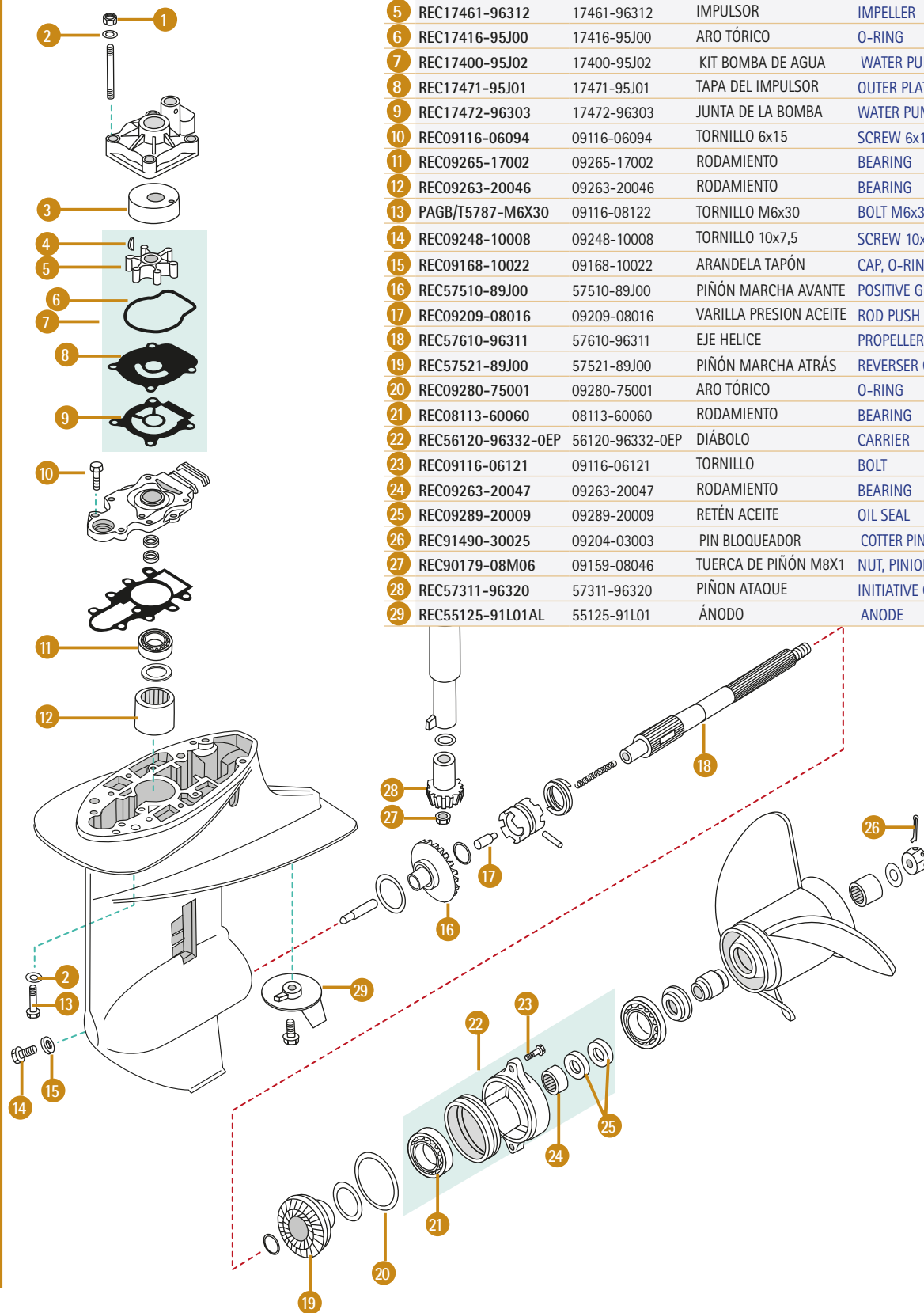
**4T** DF9.9B, DF15A, DF20A  
STROKES

SUZUKI

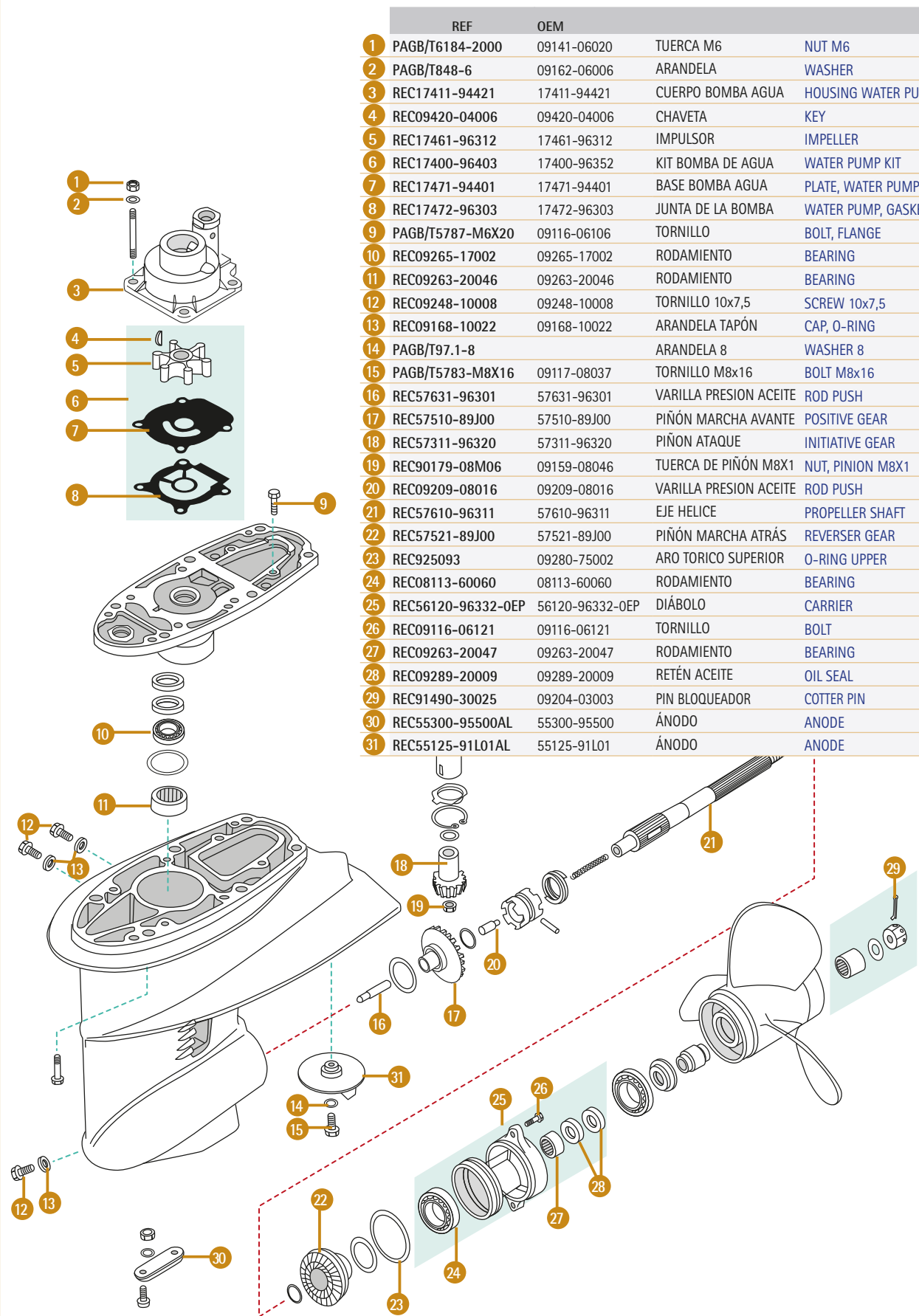


	REF	OEM		
1	REC59178-97J00	59178-97J00	JUNTA DRENAJE COLA	DRAIN PLUG GASKET
2	PAGB/T5783-M8X30	09116-08151	TORNILLO M8x30	BOLT M8x30
3	REC57510-99J11	57510-99J10	PIÑÓN MARCHA AVANTE	POSITIVE GEAR
4	REC57631-93901	57631-93901	VARILLA SELECTOR	ROD PUSH
5	REC57632-97L00	57632-97L00	PIN SELECTOR	SELECTOR PIN
6	REC09262-25078	09262-25003	COJINETE CIGÜEÑAL	CRANKSHAFT BEARING
7	REC08110-60050	08110-60050	RODAMIENTO	BEARING
8	REC09280-57002	09280-57002	ARO TORICO	O-RING
9	PAGB/T5787-M6X20	09116-06227	TORNILLO	BOLT, FLANGE
10	REC09289-17006	09289-17L02	RETÉN ACEITE	OIL SEAL
11	REC57632-94J00	57632-94J00	SEPARADOR HELICE TRASERO	PROPELLER WASHER, BACK
12	REC57633-93901	57633-93901	SEPARADOR HELICE DELANTERO	PROPELLER WASHER, FRONT
13	REC09160-12066	09160-12066	ARANDELA	WASHER
14	REC09141-12005	09141-12005	TUERCA HÉLICE	PROPELLER NUT
15	REC09204-02004	09204-02004	PIN BLOQUEADOR	COTTER PIN
16	REC17400-99J01	17400-99J01	KIT BOMBA	PUMP KIT
17	REC17461-93903	17461-93903	IMPULSOR	IMPELLER
18	REC09420-03005	09420-03005	CHAVETA	KEY
19	PAGB/T848-6	09160-06082	ARANDELA	WASHER
20	PAGB/T6184-2000	29141-93J00	TUERCA M6	NUT M6
21	REC09380-15001	09380-15001	CIRCLIP	CLIP
22	REC08110-60020	08110-60020	RODAMIENTO	BEARING
23	REC09160-21009	09160-21009	ARANDELA PIÑÓN	WASHER GEAR
24	REC09263-20L04	09263-20L04	RODAMIENTO	BEARING
25	REC09160-20027	09160-20027	ARANDELA PIÑÓN	WASHER GEAR
	REC09160-20041	09160-20041	GRUESO 1.00	SHIM 1.00
26	REC09160-20042	09160-20042	GRUESO 1.10	SHIM 1.10
	REC09160-20043	09160-20043	GRUESO 1.20	SHIM 1.20
	REC09160-20044	09160-20044	GRUESO 1.30	SHIM 1.30
27	REC57311-99J10	57311-97J10	PIÑÓN ATAQUE	INITIATIVE GEAR
28	REC55321-87J01AL	55321-87J01	ÁNODO	ANODE

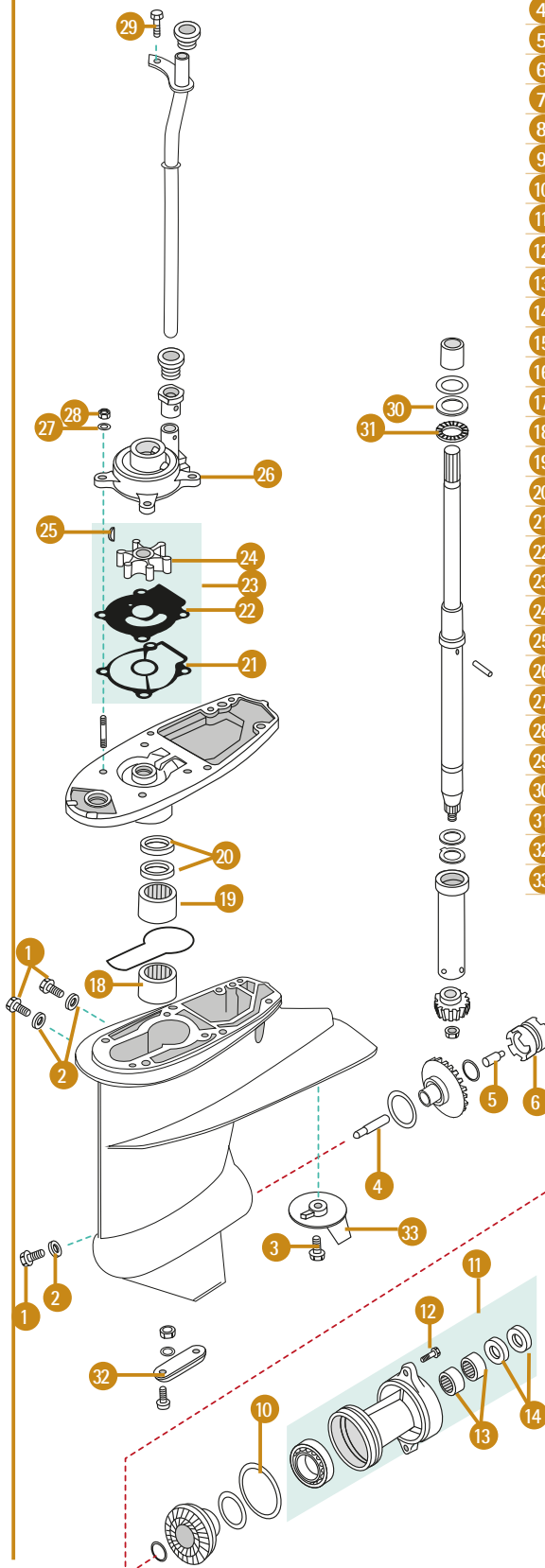




	REF	OEM		
1	REC95380-06700	29141-93J00	TUERCA HEXÁGONO M6	NUT HEXAGON M6
2	PAGB/T848-6	09160-06082	ARANDELA	WASHER
3	REC17413-95J00	17413-95J00	CASQUILLO INOX	SLEEVE WATER PUMP
4	REC09420-04006	09420-04006	CHAVETA	KEY
5	REC17461-96312	17461-96312	IMPULSOR	IMPELLER
6	REC17416-95J00	17416-95J00	ARO TÓRICO	O-RING
7	REC17400-95J02	17400-95J02	KIT BOMBA DE AGUA	WATER PUMP KIT
8	REC17471-95J01	17471-95J01	TAPA DEL IMPULSOR	OUTER PLATE CARTRIDGE
9	REC17472-96303	17472-96303	JUNTA DE LA BOMBA	WATER PUMP, GASKET
10	REC09116-06094	09116-06094	TORNILLO 6x15	SCREW 6x15
11	REC09265-17002	09265-17002	RODAMIENTO	BEARING
12	REC09263-20046	09263-20046	RODAMIENTO	BEARING
13	PAGB/T5787-M6X30	09116-08122	TORNILLO M6x30	BOLT M6x30
14	REC09248-10008	09248-10008	TORNILLO 10x7,5	SCREW 10x7,5
15	REC09168-10022	09168-10022	ARANDELA TAPÓN	CAP, O-RING
16	REC57510-89J00	57510-89J00	PIÑÓN MARCHA AVANTE	POSITIVE GEAR
17	REC09209-08016	09209-08016	VARILLA PRESION ACEITE	ROD PUSH
18	REC57610-96311	57610-96311	EJE HELICE	PROPELLER SHAFT
19	REC57521-89J00	57521-89J00	PIÑÓN MARCHA ATRÁS	REVERSER GEAR
20	REC09280-75001	09280-75001	ARO TÓRICO	O-RING
21	REC08113-60060	08113-60060	RODAMIENTO	BEARING
22	REC56120-96332-0EP	56120-96332-0EP	DIÁBOLO	CARRIER
23	REC09116-06121	09116-06121	TORNILLO	BOLT
24	REC09263-20047	09263-20047	RODAMIENTO	BEARING
25	REC09289-20009	09289-20009	RETÉN ACEITE	OIL SEAL
26	REC91490-30025	09204-03003	PIN BLOQUEADOR	COTTER PIN
27	REC90179-08M06	09159-08046	TUERCA DE PIÑÓN M8X1	NUT, PINION M8X1
28	REC57311-96320	57311-96320	PIÑÓN ATAQUE	INITIATIVE GEAR
29	REC55125-91L01AL	55125-91L01	ÁNODO	ANODE




	REF	OEM		
1	PAGB/T6184-2000	09141-06020	TUERCA M6	NUT M6
2	PAGB/T848-6	09162-06006	ARANDELA	WASHER
3	REC17411-94421	17411-94421	CUERPO BOMBA AGUA	HOUSING WATER PUMP
4	REC09420-04006	09420-04006	CHAVETA	KEY
5	REC17461-96312	17461-96312	IMPULSOR	IMPELLER
6	REC17400-96403	17400-96352	KIT BOMBA DE AGUA	WATER PUMP KIT
7	REC17471-94401	17471-94401	BASE BOMBA AGUA	PLATE, WATER PUMP
8	REC17472-96303	17472-96303	JUNTA DE LA BOMBA	WATER PUMP, GASKET
9	PAGB/T5787-M6X20	09116-06106	TORNILLO	BOLT, FLANGE
10	REC09265-17002	09265-17002	RODAMIENTO	BEARING
11	REC09263-20046	09263-20046	RODAMIENTO	BEARING
12	REC09248-10008	09248-10008	TORNILLO 10x7,5	SCREW 10x7,5
13	REC09168-10022	09168-10022	ARANDELA TAPÓN	CAP, O-RING
14	PAGB/T97.1-8		ARANDELA 8	WASHER 8
15	PAGB/T5783-M8X16	09117-08037	TORNILLO M8x16	BOLT M8x16
16	REC57631-96301	57631-96301	VARILLA PRESION ACEITE	ROD PUSH
17	REC57510-89J00	57510-89J00	PIÑÓN MARCHA AVANTE	POSITIVE GEAR
18	REC57311-96320	57311-96320	PIÑÓN ATAQUE	INITIATIVE GEAR
19	REC90179-08M06	09159-08046	TUERCA DE PIÑÓN M8X1	NUT, PINION M8X1
20	REC09209-08016	09209-08016	VARILLA PRESION ACEITE	ROD PUSH
21	REC57610-96311	57610-96311	EJE HELICE	PROPELLER SHAFT
22	REC57521-89J00	57521-89J00	PIÑÓN MARCHA ATRÁS	REVERSER GEAR
23	REC925093	09280-75002	ARO TORICO SUPERIOR	O-RING UPPER
24	REC08113-60060	08113-60060	RODAMIENTO	BEARING
25	REC56120-96332-0EP	56120-96332-0EP	DIÁBOLO	CARRIER
26	REC09116-06121	09116-06121	TORNILLO	BOLT
27	REC09263-20047	09263-20047	RODAMIENTO	BEARING
28	REC09289-20009	09289-20009	RETÉN ACEITE	OIL SEAL
29	REC91490-30025	09204-03003	PIN BLOQUEADOR	COTTER PIN
30	REC55300-95500AL	55300-95500	ÁNODO	ANODE
31	REC55125-91L01AL	55125-91L01	ÁNODO	ANODE



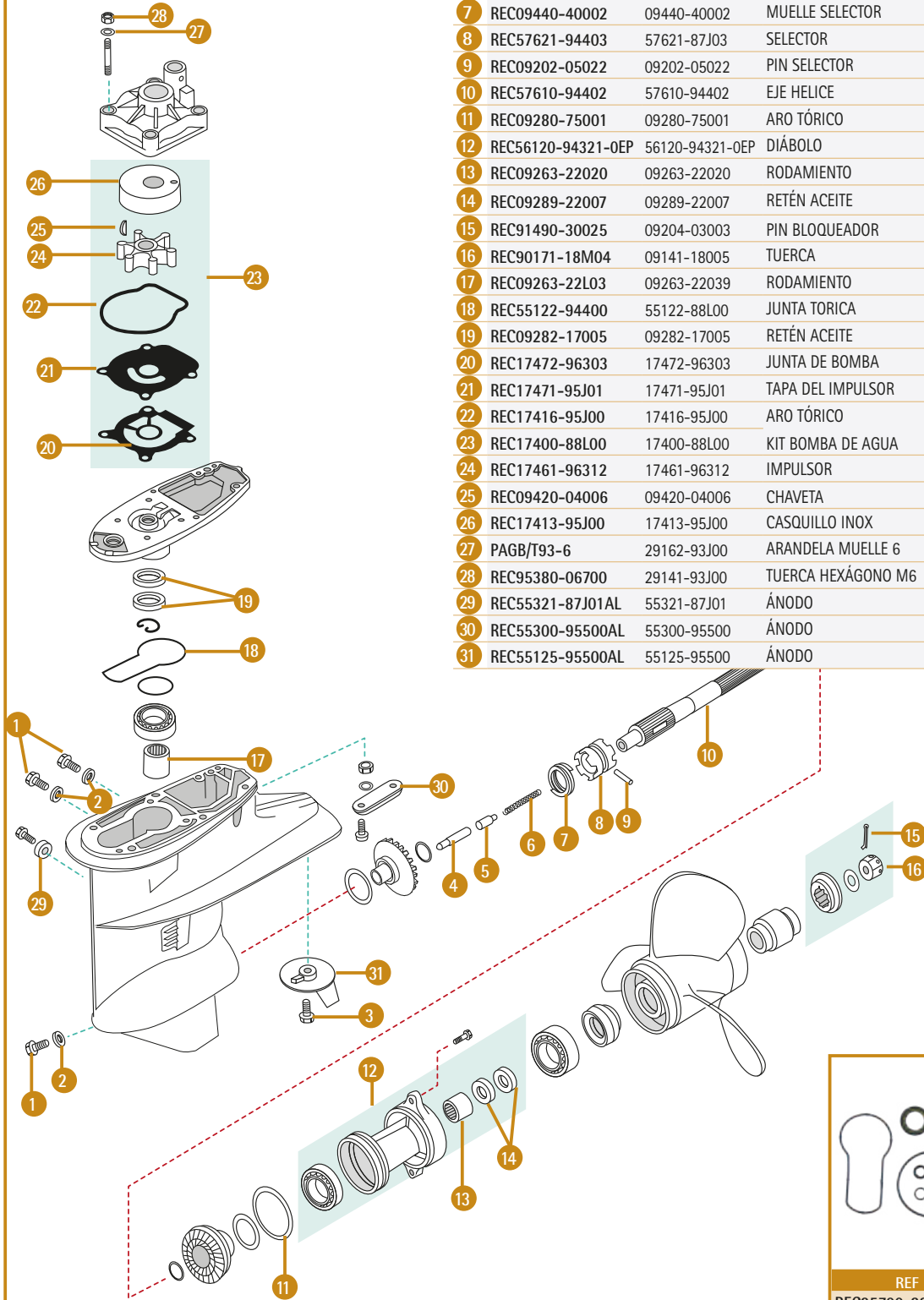
	REF	OEM		
1	REC09248-10008	09248-10008	TORNILLO 10x7,5	SCREW 10x7,5
2	REC09168-10022	09168-10022	ARANDELA TAPÓN	CAP, O-RING
3	PAGB/T5783-M8X16	09117-08109	TORNILLO M8x16	BOLT M8x16
4	REC57631-95303	57631-95303	VARILLA PRESION ACEITE	ROD PUSH
5	REC57634-88L00	57634-88L00	PIN SELECTOR	CLUTCH PIN
6	REC57621-94403	57621-87J03	SELECTOR	SELETTORE
7	REC09202-04002	09202-04002	PIN HELICE	PROPELLER PIN
8	REC09440-40002	09440-40002	MUELLE SELECTOR	SPRING CLUTCH
9	REC57610-94402	57610-94402	EJE HELICE	PROPELLER SHAFT
10	REC09280-75001	09280-75001	ARO TÓRICO	O-RING
11	REC56120-94321-OEP	56120-94321-OEP	DIÁBOLO	CARRIER
12	PAGB/T5783-M8X30	09117-08047	TORNILLO M8x30	BOLT M8x30
13	REC09263-22020	09263-22020	RODAMIENTO	BEARING
14	REC09289-22007	09289-22007	RETÉN ACEITE	OIL SEAL
15	REC91490-30025	09204-03003	PIN BLOQUEADOR	COTTER PIN
16	REC57630-94300	57630-94301	KIT CIERRE DE HÉLICE	PROP NUT KIT
17	REC90171-18M04	09141-18005	TUERCA	NUT
18	REC09263-22L03	09263-22039	RODAMIENTO	BEARING
19	REC09263-25025	09263-25025	RODAMIENTO	BEARING
20	REC09282-17005	09282-17005	RETÉN ACEITE	OIL SEAL
21	REC17472-96303	17472-96303	JUNTA DE BOMBA	WATER PUMP, GASKET
22	REC17471-94401	17471-94401	BASE BOMBA AGUA	PLATE, WATER PUMP
23	REC17400-96403	17400-96403	KIT BOMBA DE AGUA	WATER PUMP KIT
24	REC17461-96312	17461-96312	IMPULSOR	IMPELLER
25	REC09420-04006	09420-04006	CHAVETA	KEY
26	REC17411-94421	17411-94421	CUERPO BOMBA AGUA	HOUSING WATER PUMP
27	PAGB/T93-6	29162-93J00	ARANDELA 6	WASHER 6
28	REC95380-06700	29141-93J00	TUERCA HEXÁGONO M6	NUT HEXAGON M6
29	REC09116-06094	09116-06094	TORNILLO 6x15	SCREW 6x15
30	REC09160-26015	09160-26015	ARANDELA PIÑÓN	WASHER GEAR
31	REC09263-25062	09263-25062	RODAMIENTO	BEARING
32	REC55300-95500AL	55300-95500	ÁNODOS	ÁNODO
33	REC55125-95500AL	55125-95500	ÁNODOS	ÁNODO



REF	OEM
REC17400-96403	17400-96353

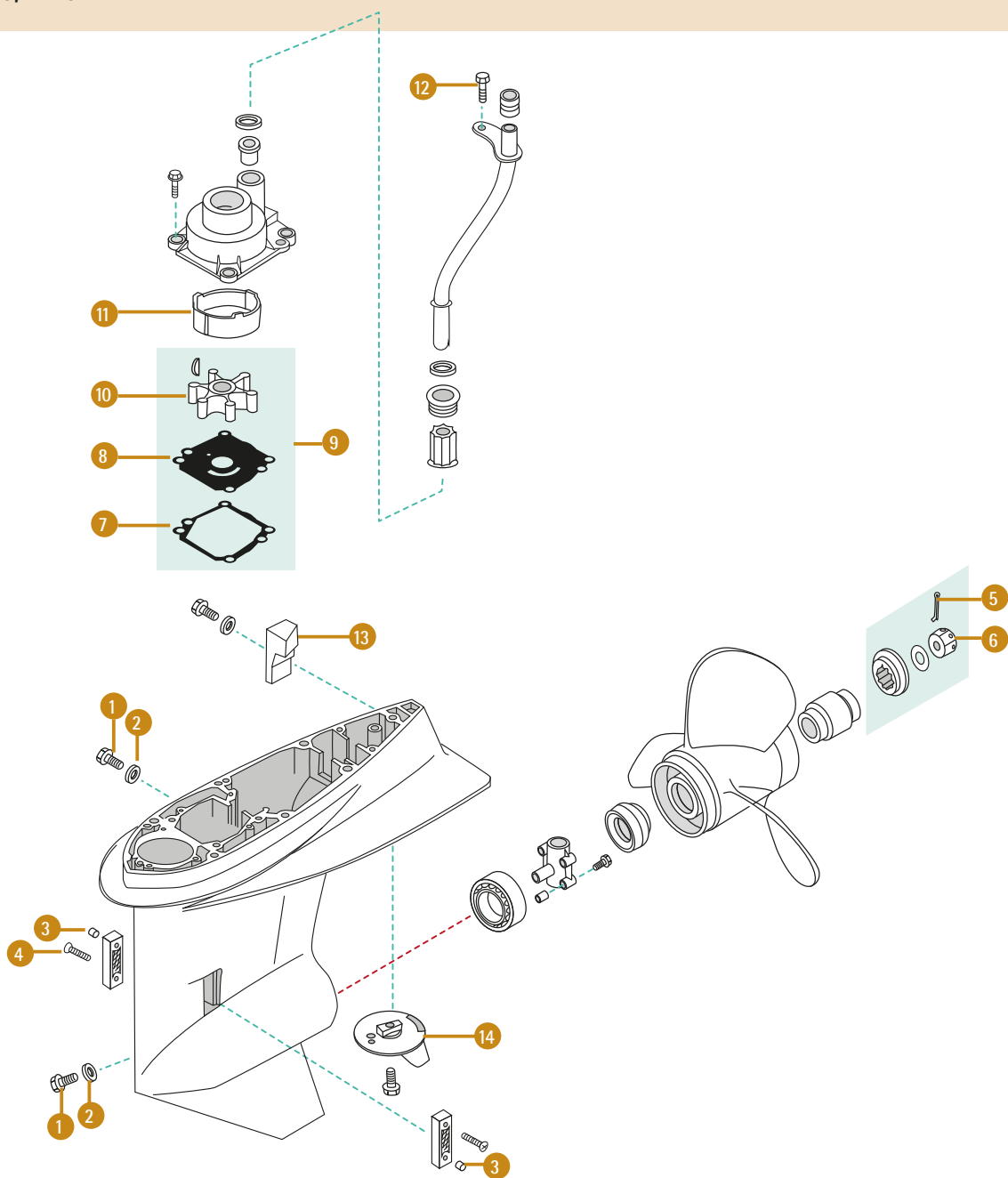


REF	OEM
REC25700-88L00	25700-88L00



	REF	OEM		
1	REC09248-10008	09248-10008	TORNILLO 10x7,5	SCREW 10x7,5
2	REC09168-10022	09168-10022	ARANDELA TAPÓN	CAP, O-RING
3	PAGB/T5783-M8X16	09117-08109	TORNILLO M8x16	BOLT M8x16
4	REC57631-95303	57631-95303	VARILLA DE PRESIÓN	ROD PUSH
5	REC57634-88L00	57634-88L00	PIN SELECTOR	CLUTCH PIN
6	REC09440-08043	09440-08043	MUELLE SELECTOR	SPRING CLUTCH
7	REC09440-40002	09440-40002	MUELLE SELECTOR	SPRING CLUTCH
8	REC57621-94403	57621-87J03	SELECTOR	SELETTORE
9	REC09202-05022	09202-05022	PIN SELECTOR	CLUTCH PIN
10	REC57610-94402	57610-94402	EJE HELICE	PROPELLER SHAFT
11	REC09280-75001	09280-75001	ARO TÓRICO	O-RING
12	REC56120-94321-OEP	56120-94321-OEP	DIÁBOLO	CARRIER
13	REC09263-22020	09263-22020	RODAMIENTO	BEARING
14	REC09289-22007	09289-22007	RETÉN ACEITE	OIL SEAL
15	REC91490-30025	09204-03003	PIN BLOQUEADOR	COTTER PIN
16	REC90171-18M04	09141-18005	TUERCA	NUT
17	REC09263-22L03	09263-22039	RODAMIENTO	BEARING
18	REC55122-94400	55122-88L00	JUNTA TORICA	O-RING
19	REC09282-17005	09282-17005	RETÉN ACEITE	OIL SEAL
20	REC17472-96303	17472-96303	JUNTA DE BOMBA	WATER PUMP, GASKET
21	REC17471-95J01	17471-95J01	TAPA DEL IMPULSOR	OUTER PLATE CARTRIDGE
22	REC17416-95J00	17416-95J00	ARO TÓRICO	O-RING
23	REC17400-88L00	17400-88L00	KIT BOMBA DE AGUA	WATER PUMP KIT
24	REC17461-96312	17461-96312	IMPULSOR	IMPELLER
25	REC09420-04006	09420-04006	CHAVETA	KEY
26	REC17413-95J00	17413-95J00	CASQUILLO INOX	SLEEVE WATER PUMP
27	PAGB/T93-6	29162-93J00	ARANDELA MUELLE 6	WASHER SPRING 6
28	REC95380-06700	29141-93J00	TUERCA HEXÁGONO M6	NUT HEXAGON M6
29	REC55321-87J01AL	55321-87J01	ÁNODO	ANODE
30	REC55300-95500AL	55300-95500	ÁNODO	ANODE
31	REC55125-95500AL	55125-95500	ÁNODO	ANODE

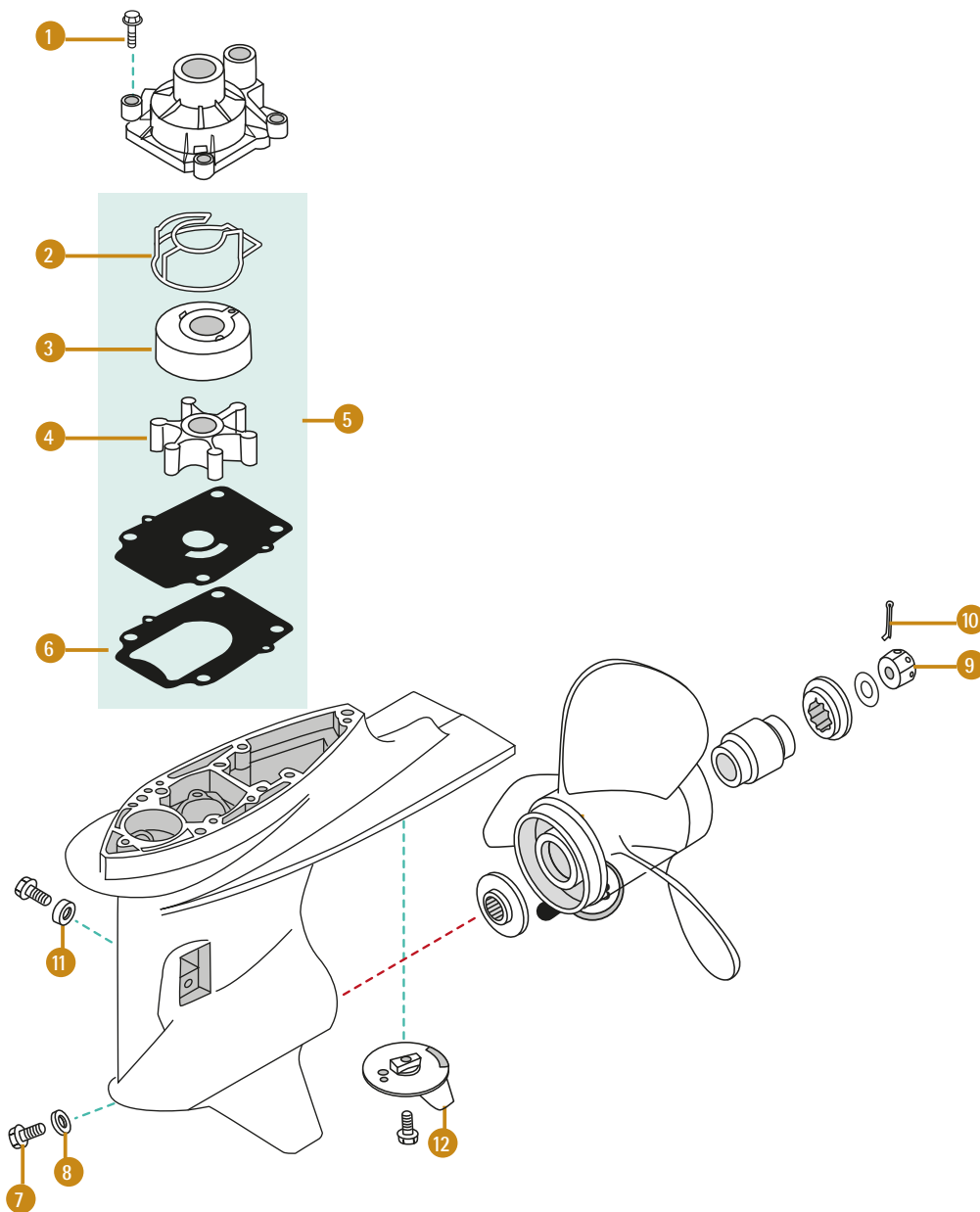




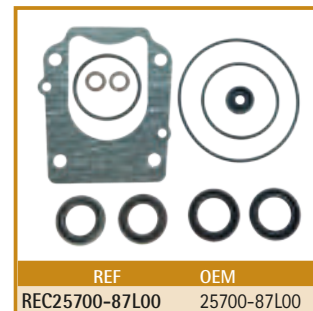
	REF	OEM		
1	REC09248-10008	09248-10008	TORNILLO 10x7,5	SCREW 10x7,5
2	REC09168-10022	09168-10022	ARANDELA TAPÓN	CAP, O-RING
3	PAGB/T889.1-M4	09140-04007	TUERCA HEXAGONAL M4	NUT HEXAGON M4
4	PAGB/T818-M4X30	09125-04023	TORNILLO M4x30	SCREW PAN HEAD M4x30
5	REC91490-30025	09204-03003	PIN BLOQUEADOR	COTTER PIN
6	REC90171-18M04	09141-18005	TUERCA	NUT
7	REC17472-87E10	17472-87E10	JUNTA BOMBA AGUA	WATER PUMP GASKET
8	REC17471-92J00	17471-87E01	PLACA BOMBA DE AGUA	PATE, WATER PUMP
9	REC17400-87E04	17400-87E03	KIT REPARACION BOMBA AGUA	WATER PUMP KIT
10	REC17461-87E12	17461-87E12	IMPULSOR	IMPELLER
11	REC17413-99E11	17413-99E10	CASQUILLO INOX	INSERT CUP
12	PAGB/T5783-M6X16	09116-06225	TORNILLO	SCREW
13	REC55321-90J01AL	55321-90J01	ÁNODO	ANODE
14	REC55125-90J01AL	55125-90J01	ÁNODO	ANODE

4T DF70A, DF80A, DF90A, DF100B

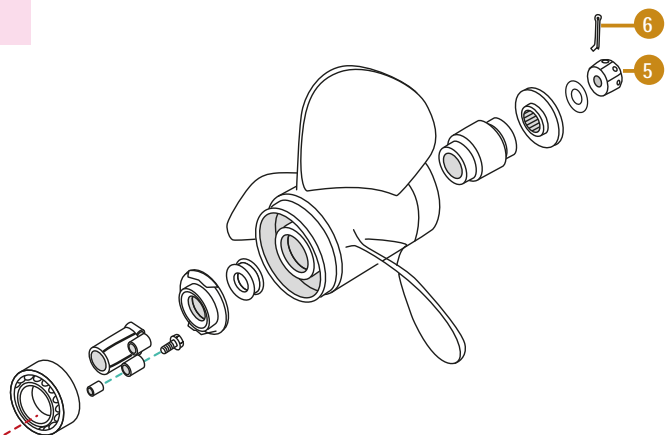
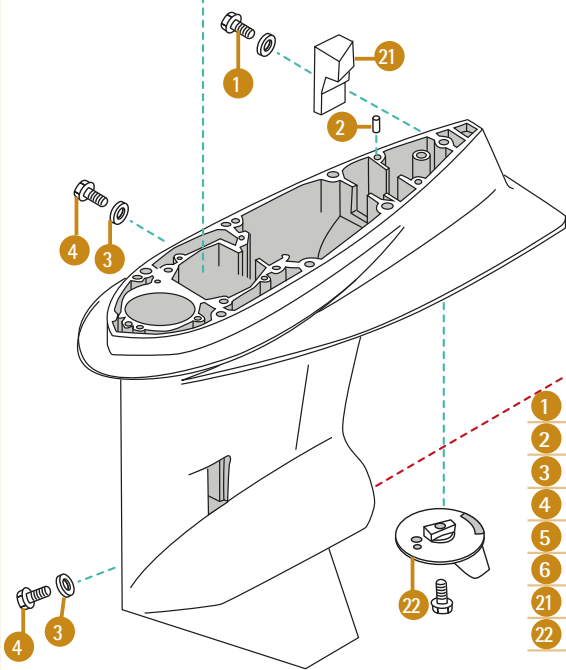
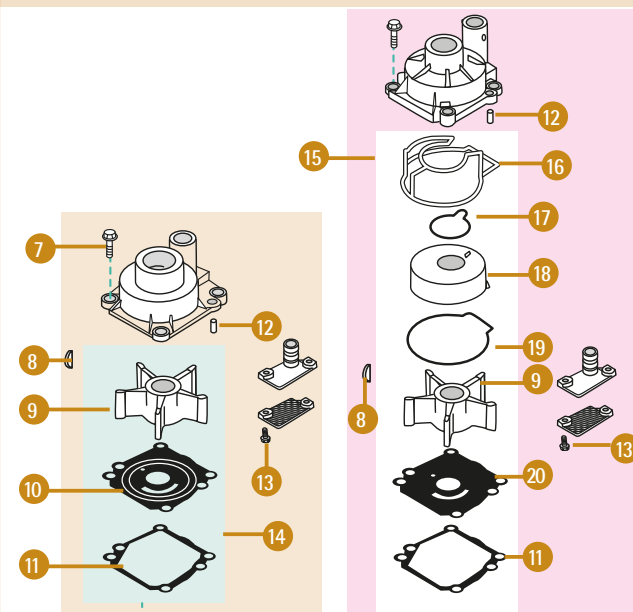
STROKES



	REF	OEM		
1	PAF8-0000003	29116-93J10	TORNILLO M8x35	BOLT M8x35
2	REC17416-99E10	17416-99E10	JUNTA TORICA	O-RING
3	REC17413-99E11	17413-99E10	CASQUILLO INOX	INSERT CUP
4	REC17461-87E12	17461-87E12	IMPULSOR	IMPELLER
5	REC17400-87L01	17400-87L01	KIT BOMBA DE AGUA	WATER PUMP KIT
6	REC17472-87L00	17472-87L00	JUNTA BOMBA AGUA	WATER PUMP GASKET
7	REC09248-10008	09248-10008	TORNILLO 10x7,5	SCREW 10x7,5
8	REC09168-10034	09168-10034	JUNTA	GASKET
9	REC90171-18M04	09141-18005	TUERCA	NUT
10	REC91490-30025	09204-03003	PIN BLOQUEADOR	COTTER PIN
11	REC55321-87J01AL	55321-87J01	ÁNODO	ANODE
12	REC55125-90J01AL	55125-90J01	ÁNODO	ANODE

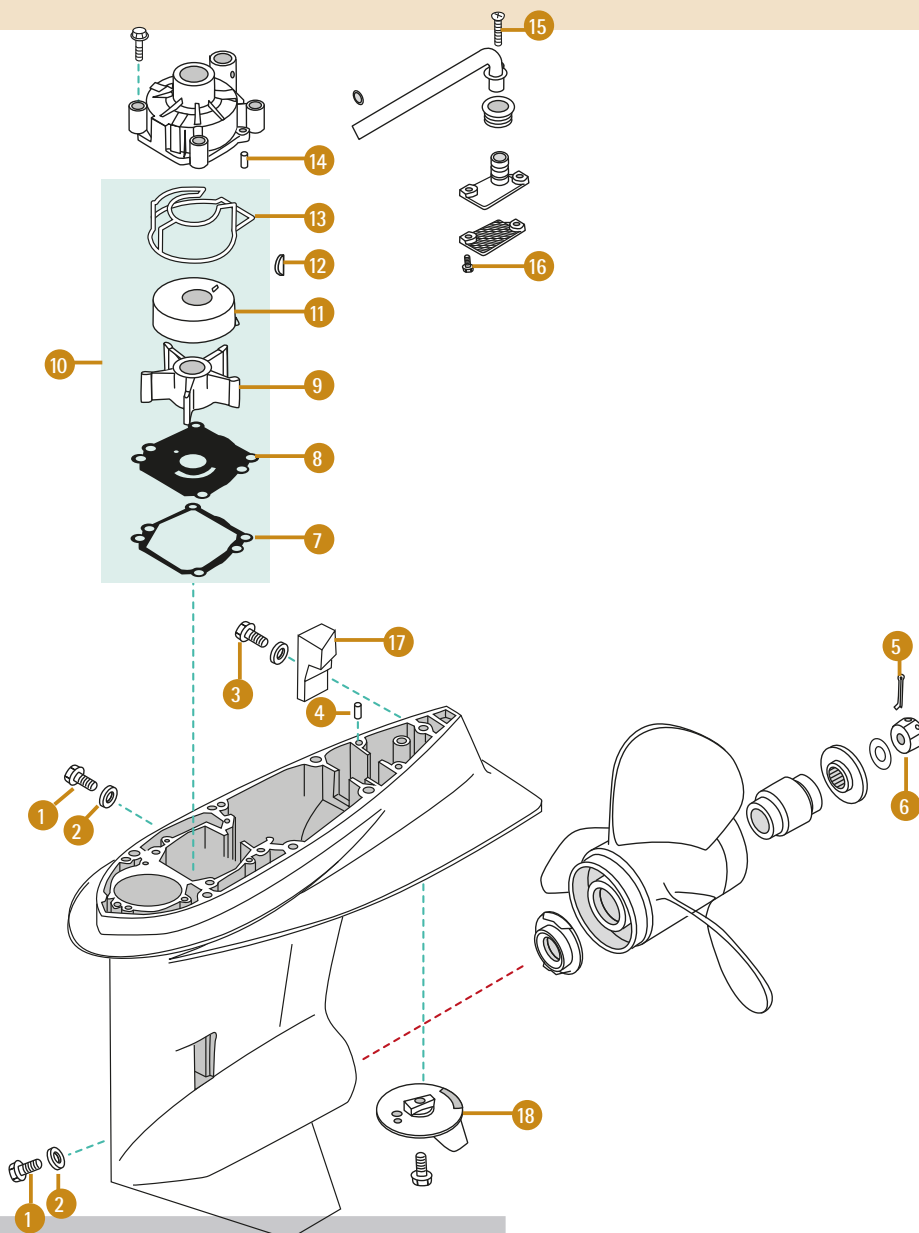


**4T** DF90, DF100, DF115, DF140  
STROKES

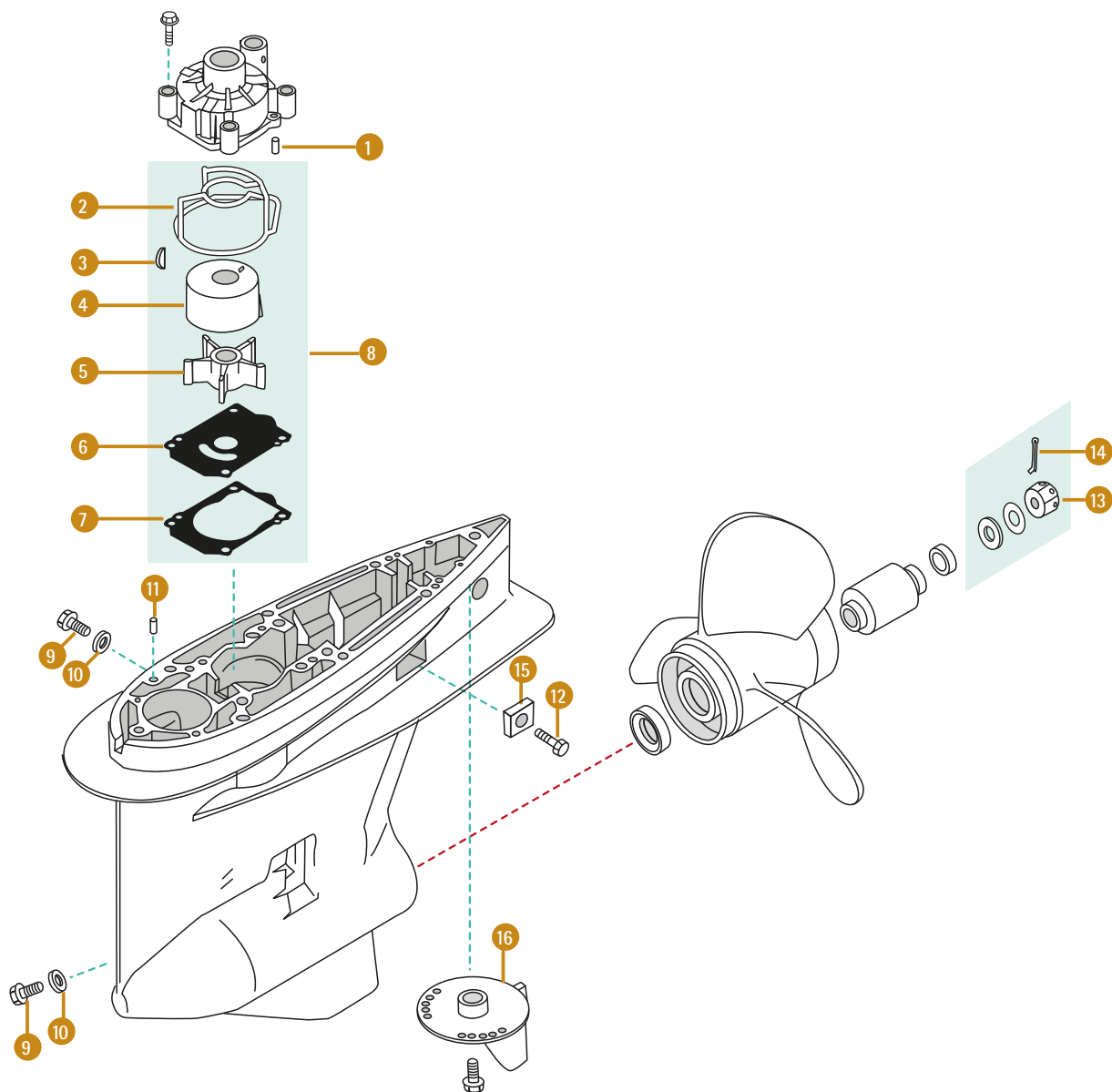


REF	OEM		
1	PAGB/T5783-M6X12 09100-06130	TORNILLO M6x12	BOLT M6x12
2	PAF25-00000014 09202-08006	PIN CENTRADOR F8x12	PIN, DOWEL F8x12
3	REC09168-10022 09168-10022	TORNILLO 10x7,5	SCREW 10x7,5
4	REC09248-10008 09248-10008	ARANDELA TAPÓN	CAP, O-RING
5	REC90171-18M04 09141-18005	TUERCA	NUT
6	REC91490-30025 08204-03003	PIN BLOQUEADOR	COTTER PIN
21	REC55321-90J01AL 55321-90J01	ÁNODO	ANODE
22	REC55125-90J01AL 55125-90J01	ÁNODO	ANODE
		MODELOS ANTIGUOS	OLDER MODELS
7	PAGB/T5783-M8X25 09117-08057	PERNO M8X25	BOLT M8X25
8	REC09420-05009 09420-05009	CHAVETA	KEY
9	REC17461-90J01 17461-90J01	IMPULSOR	IMPELLER
10	REC17471-92J00 17471-92J00	TAPA DEL IMPULSOR	OUTER PLATE CARTRIDGE
11	REC17472-87E10 17472-87E10	JUNTA BOMBA AGUA	WATER PUMP GASKET
12	REC93606-12019 09202-06031	PIN F6X12	PIN F6X12
13	PAGB/T8.8-2000 09125-05046	TORNILLO M5X12	SCREW, PAN HEAD M5X12
14	REC17400-90J20 17400-90J20	KIT BOMBA DE AGUA	WATER PUMP KIT
		MODELOS MODERNOS	NEWER MODELS
15	REC17400-92J21 17400-92J21	KIT BOMBA DE AGUA	WATER PUMP KIT
16	REC17416-92J10 17416-92J10	TÓRICA BOMBA DE AGUA	WATER PUMP, SEAL
17	REC17417-92J00 17417-92J00	JUNTA TORICA	O-RING
18	REC17413-92J01 17416-92J01	CASQUILLO INOX	INSERT CUP
19	REC17416-92J00 17416-92J00	JUNTA TORICA	O-RING
20	REC17471-92J00 17471-92J00	TAPA DEL IMPULSOR	OUTER PLATE CARTRIDGE

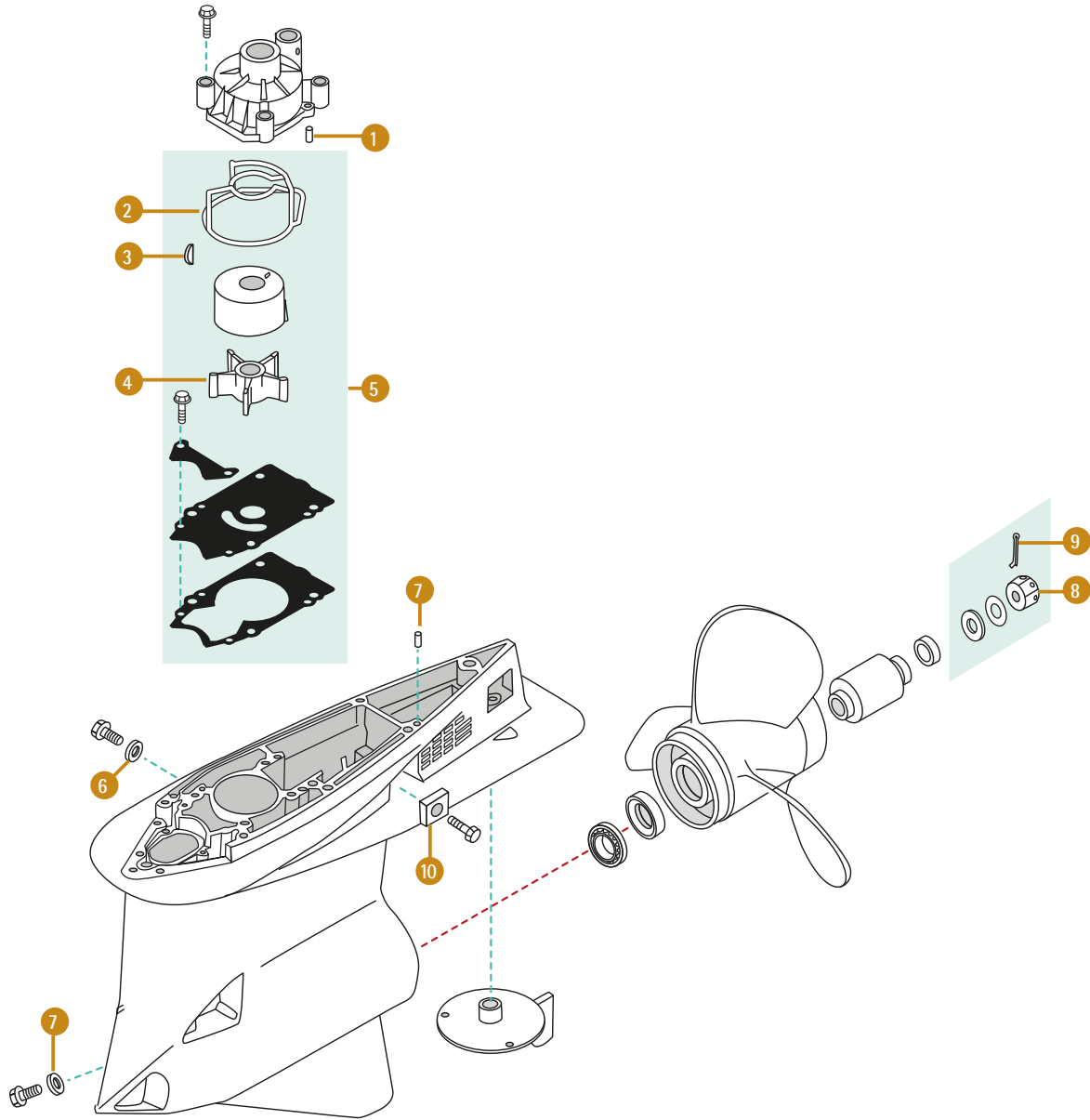
4T DF100A, DF115A, DF140A  
STROKES



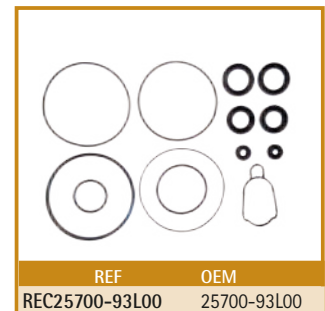
	REF	OEM		
1	REC09248-10008	09248-10008	TORNILLO 10x7,5	SCREW 10x7,5
2	REC09168-10022	09168-10022	ARANDELA TAPÓN	CAP, O-RING
3	PAGB/T5783-M6X12	09100-06130	TORNILLO M6x12	BOLT M6x12
4	PAF25-00000014	09202-08006	PIN CENTRADOR F8x12	PIN, DOWEL F8x12
5	REC91490-30025	09240-03003	PIN BLOQUEADOR	COTTER PIN
6	REC90171-18M04	09141-18005	TUERCA	NUT
7	REC17472-87E10	17472-87E10	JUNTA BOMBA AGUA	WATER PUMP GASKET
8	REC17471-92J00	17471-92J00	TAPA DEL IMPULSOR	OUTER PLATE CARTRIDGE
9	REC17461-90J01	17461-90J01	IMPULSOR	IMPELLER
10	REC17400-92J21	17400-92J21	KIT BOMBA DE AGUA	WATER PUMP KIT
11	REC17413-92J01	17413-92J01	CASQUILLO INOX	INSERT CUP
12	REC09420-05009	09420-05009	CHAVETA	KEY
13	REC17416-92J10	17416-92J10	TÓRICA BOMBA DE AGUA	WATER PUMP, SEAL
14	REC93606-12019	09202-06031	PIN F6X12	PIN F6X12
15	PAGB/T818-M6X10	09125-06063	TORNILLO M6x10	BOLT M6x10
16	PAGB/T8.8-2000	09125-05046	TORNILLO M5X12	SCREW, PAN HEAD M5X12
17	REC55321-90J01AL	55321-90J01	ÁNODO	ANODE
18	REC55125-90J01AL	55125-90J01	ÁNODO	ANODE



	REF	OEM		
1	REC93606-12019	09202-06031	PIN F6X12	PIN F6X12
2	REC17416-96J00	17416-96J00	JUNTA TORICA	O-RING
3	REC09420-05009	09420-05009	CHAVETA	KEY
4	REC17413-96J01	17413-96J01	CASQUILLO INOX	SLEEVE WATER PUMP
5	REC17461-90J01	17461-90J01	IMPULSOR	IMPELLER
6	REC17471-92J02	17471-93J02	TAPA DEL IMPULSOR	IMPELLER PLATE
7	REC17472-93J00	17472-93J00	JUNTA	GASKET
8	REC17400-96J03	17400-96J03	KIT BOMBA DE AGUA	WATER PUMP KIT
9	REC55128-93J10	55128-93J10	TAPON DRENAJE COLA	WATER PLUG DRAIN
10	REC09168-10034	09168-10034	JUNTA	GASKET
11	PAF25-00000014	09202-08006	PIN CENTRADOR F8x12	PIN, DOWEL F8x12
12	REC09116-06094	09116-06094	TORNILLO 6x15	SCREW 6x15
13	REC90171-18M04	09141-18005	TUERCA	NUT
14	REC91490-30025	09204-03003	PIN BLOQUEADOR	COTTER PIN
15	REC55320-95311AL	55320-95311	ÁNODO	ANODE
16	REC55125-90J01AL	55125-90J01	ÁNODO	ANODE



	REF	OEM		
1	REC93606-12019	09202-06031	PIN F6X12	PIN F6X12
2	REC17416-93J00	17416-93J00	TÓRICA BOMBA DE AGUA	WATER PUMP, SEAL
3	REC09420-05009	09420-05009	CHAVETA	KEY
4	REC17461-93J00	17461-93J00	IMPULSOR	IMPELLER
5	REC17400-98J01	17400-98J01	KIT BOMBA DE AGUA	WATER PUMP KIT
6	REC09168-10034	09168-10034	JUNTA	GASKET
7	PAF25-00000014	09202-08006	PIN CENTRADOR F8x12	PIN, DOWEL F8x12
8	REC90171-18M04	90171-18M04	TUERCA	NUT
9	REC91490-30025	09204-03003	PIN BLOQUEADOR	COTTER PIN
10	REC55321-95311AL	55321-95311AL	ÁNODO	ANODE




## COMPONENTES DE COLA


## DRIVE COMPONENTS


### KITS JUNTAS Y RETENES


REF	OEM	
REC25700-93L00	25700-93L00	DF250AP DF300AP




### SEALS KITS

REF	OEM	
REC25700-87L00	25700-87L00	DF70A, DF80A, DF90A (2009+)



REF	OEM	
REC25700-88L00	25700-94400 25700-88400	DF40, DF50X-K10 (1999-10) DF40A, DF50A, DF60A (2010+)



REF	OEM	
REC25700-95D01	25700-95D01 25700-95D00	DF25, DF30Y-K6 (2000-06) DT25C, DT30C-K-Y (1989-00)



### FUELLES VARILLA DE CAMBIO

### SHIFT, BELOW

REF	OEM	
REC25222-93901	25222-93901	DF4, DF5, DF6 (2002-12) DF9.9, DF15 (1996-12) DT7, DT5 (1988-01) DT9.9, DT15 (1986-04)




REF	OEM	
REC25222-96300	25222-96300	DF25, DF30 Y-K6 (2000-06) DT20, T25, DT30 (1986-02) DT40C-W G-X (1986-99)



### RETÉN VARILLA DE CAMBIO

### SHIFT SHAFT SEAL


REF	OEM	
REC09280-08005	09280-08005	1,8 x 7,7 mm
REC09280-11001	09280-11005 09280-11001	2,4 x 10,8 mm
REC25223-94400	25222-96301	



**TUERCA  
VARILLA DE CAMBIO**
**TURNBUCKE  
CLUTCH ROD**


REF	OEM	
REC23311-95DLO	23311-95DLO	DF25, DF30Y-K6 (2000-06) DF40, DF50X-K10 (1999-10) DF9.9, DF15T-K3 (1996-03) DF9.9, DF15 (R) (2004-11) DT9.9, DT40


**TUBO DRENAJE  
BOMBA DE AGUA**
**DRAIN EATER TUBE**

REF	OEM	
REC17453-93901	17453-93900 17453-93901	DT15C (1989-97) DT9.9, DT15 K1-K4 (2001-04) DT9.9K, DT15K G-Y (1986-00) DF15 (2012) DF9.9, DF15T-K3 (1996-03) DF9.9, DF15(R) (2004-11)



REF	OEM	
REC17560-91L00	17560-91L00 17560-96304 17560-96301 17560-96300	DT20, DT25, DT30G-Y (1986-00) DT25, DT30 K1-K2 (2001-02)





REF	OEM	
REC17431-92L20	17431-92L20 17431-94441 17431-94440	DT40C-W G-X (1986-99) DT40W K1-K4 (2001-04)



**TORNILLOS Y JUNTAS DE DRENAJE**
**DRAIN, SCREW AND GASKETS**

REF	OEM	
REC09248-10008	09248-10008	10 x 7.2 mm





REF	OEM		
REC09168-10034	09168-10034	DF70 --> DF350	x 1
REC09168-10034-50			x 50




REF	OEM	
REC55128-93J10	55128-93J00 55128-93J10	DF70 --> DF300



REF	OEM		
REC59178-97J00	59178-97J00	DF2.5 --> DF30	x 1
REC59178-97J00-50			x 50




**ARO TÓRICO DEL DIÁBOLO**
**DIABOLO, O-RING**


REF	OEM	
REC09280-57002	09280-57002	3.5 x 65.2 mm DF15 (2012) DF8A, DF9.9A (AR) (2010+) DF9.9, DF15T-K3 (1996-03) DF9.9, DF15(R) (2004-11) DF9.9B, DF15A, DF20A (2013+) DT15C (1989-97) DT9.9, DT15 K1-K4 (2001-04) DT9.9K, DT15K-G (1986-00) DF40, DF50X-K10 (1999-10)
REC09280-75001	09280-75001	3.3 x 75 mm DF40A, DF50A, DF60A (2010+) DT40C-W G-X (1986-99) DT40W K1-K4 (2001-04)




## DIÁBOLO

## DIABOLO

REF	OEM	
REC56120-93900	56120-93900-OEP	
	56120-93901-OED	
	56120-93900-002M	
	56120-90L00-OEP	
	56120-90L01-OEP	
	56120-90L02-OEP	

REF	OEM	
REC56120-96332-OEP	56120-96332-OEP	DF20R, DF25, DF25RVZ (2006-11) DF25, DF30Y-K6 (2000-06) DT25, DT30K1-K2 (2001-02)



REF	OEM	
REC56120-94321-OEP	56120-94321-OEP	DF40, DF50X-K10 (1999-10) DF40A, DF50A, DF60A (2010-16) DT40W-K1-K4 (2001-04)

## SELECTOR

## CLUTCH DOGS


### SELECTOR

### CLUTCHS DOGS


REF	OEM	
REC57621-94403	57621-94400	
	57621-94403	
	57621-87J03	
	57621-87J00	
	57621-87J01	
	57621-87J02	
REC57621-91L10	57621-91L10	DT20, DT25, DT30G-Y (1986-00)
	57621-96300	DT25, DT30K1-K2 (2001-02)
	57621-96310	DT25C, DT30C K-Y (1989-00)
	57621-96310	DF25A, DF30A (2015)

## PASADOR PARA SELECTOR

## CLUTCH PIN

REF	OEM	
REC57634-88L00	57634-88L00	DF40, DF50X-K10 (1999-10) DF40A, DF50A, DF60A (2010+)



REF	OEM	
REC09209-08016	09209-08016	DF20R, DF25, DF25RVZ (2006-13) DF25, DF30Y-K6 (2000-06) DF25A, DF30A (2015+) DT20, DT25, DT30G-Y (1986-00) DT25, DT30 K1-K2 (2001-02) DT25C, DT30C K-Y (1989-00)




## EXTREMO PARA SELECTOR

## ARM, CLUTCH

REF	OEM	
REC23211-94401		DT25C, DT30C-K-Y (1989-00) DT40C-W G-X (1986-99) DT40W-K1K4 (2001-04)




## MUELLE PARA SELECTOR



REF	OEM	
REC09440-32008	09440-32008	DF9.9, DF15TK3 (1996-03) DF9.9, DF15(R) (2004-11) DF15 (2012) DT15C (1989-97) DT9.9, DT15 K1-K4 (2001-04) DT9.9K, DT15K G-Y (1986-00)



## SPRING CLUTCH


REF	OEM	
REC09440-08043	09440-08043	DF40, DF50X-K10 (1999-10) DF40A, DF50A, DF60A (2010+)
REC09440-05027	09440-05027	DF9.9, DF15T-K3 (1996-03) DF9.9, DF15(R) (2004-11) DT15C (1989-97) DT8, DT9.9C J-V (1988-97) DT9.9, DT15 K1-K4 (2001-04) DT9.9, DT15K G-Y (1986-00)



REF	OEM			REF
REC09440-40002	09440-40002	DF40, DF50X-K10 (1999-10) DF40A, DF50A, DF60A (2010+) DT40C-W G-X (1986-99) DT40W K1-K4 (2001-04) DT55, DT60J-X (1988-99)		REC57621-94403



## PIN

REF	OEM	
REC57632-97L00	57632-97L00 57632-98500 57632-98501	DF15 (2012) DF4, DF5, DF6 (2002-15) DF8A, DF9.9A (AR) (2010+) DF9.9, DF15T-K3 (1996-03) DF9.9, DF15(R) (2004-11) DT15C (1989-97) DT4-J4, DT5Y (1988-00) DT5, DT6, DT8G-Y (1986-00) DF9.9B, DF15A, DF20A (2013+)




## PIN

REF	OEM	
REC09202-05022	09202-05022	DF40, DF50X-K10 (1999-10) DF40A, DF50A, DF60A (2010+) DT40C-W G-X (1986-99) DT40W K1-K4 (2001-04)



## VARILLA PARA SELECTOR

REF	OEM	
REC57631-93901	57631-93901	DF15 82012) DF8A, DF9.9A 8AR) (2010+) DF9.9, DF15(R) (2004-11) DF9.9B, DF15A, DF20A (2013+) DT15C (1989-97) DT9.9, DT15 K1-K4 (2001-04) DT9.9K, DT15K G-Y (1986-00)



## ROD PUSH

REF	OEM	
REC57631-95303	57631-95303 57631-94700 57631-95302 57631-95301	DF40, DF50X-K10 (1999-10) DF40A, DF50A, DF60A (2010+) DT40C-W G-X (1986-99) DT40W K1-K4 (2001-04) DT55, DT65J-X (1988-99)



REF	OEM	
REC57631-96301	57631-96301	DF25, DF30Y-K6 (2000-06) DT20, DT25, DT30G-Y (1986-00) DT25, D30 K1-K2 (2001-02) DT25C, DT30C K-Y (1989-00)



## RODAMIENTOS

## BEARING

### BOMBA DE ACEITE


### OIL PUMP

REF	OEM	
REC08110-60020	08110-60020	DF150 --> DF350



### CIRCLIP, BOMBA DE AGUA


### CLIP

REF	OEM	
REC09380-15001	09380-15001	DF8A, DF9.9A (AR) (2010+) DF9.9B, DF15A, DF20A (2015+) DT9.9, DT15 (1989-04)



### BOMBA DE AGUA

### WATER PUMP

REF	OEM	
REC09263-25062	09263-25062	DF40, DF40X-K10 (1999-10) DT40C-W G-X (1986-99) DT40W K1-K4 (2001-04)




REF	OEM
REC09263-25025	09263-25025
REC09263-25048	09263-25048
REC09263-25L02	09263-25L02



### EJE TRANSMISIÓN SUPERIOR


### UPPER, DRIVE SHAFT

REF	OEM	
REC08110-60020	08110-60020	DF8 --> DF20 DT9.9, DT15
REC09265-17002	09265-17002	DT20R, DF25, DF25V2 (2006-13) DF25, DF30Y-K6 (2000-06) DF25A, DF30A (2015+) DT20, DT25, DF30G-Y (1986-00) DT25, DT30 K1-K2 (2001-02) DT25C, DT30C K-Y (1989-00)



### EJE TRANSMISIÓN INFERIOR

### LOWER, DRIVE SHAFT

REF	OEM	
REC09263-22L03	09263-22L03 09263-22039	DF40A, DF50A, DF60A (2010-19) DF40, DF50X-K10 (1999-10) DT40C-W G-X (1986-99) DT40W K1-K4 (2001-04) DF20R, DF25, RVZ (2006-13) DF25 (R) QVZ (2013)
REC09263-20046	09263-20046	DF255, DF30Y K-6 (200-06) DF25A, DF30A (2015+) DT20, DT25, DT30G-Y (1986-00) DT25,DT30 K1-K2 (2001-02) DT25C, DT30K-Y (1989-00)



## DIÁBOLO

REF	OEM	
REC08110-60050	08110-60050	DF8A, DF9A (2012+) DF9.9, DF15 (1996-2012) DF9.9B, DF15A, DF20A (2015+) DT9.9, DT15 (1986-04) DF25A, DF30A (2015+)
REC08113-60060	08113-60060	DF20R, DF25RVZ (2006-11) DF25, DF30Y-K6 (2000-06) DT20, DT25, DT30 (1986-02)





## DIAVOLO

REF	OEM	
REC09263-20047	09263-20047	DF25A, DF30A (2015+) DF25, DF30Y-K6 (2000-06) DF25, DF25R, DF25QVZ (2013) DF20R, DF25, DF25RVZ (2006-11) DT20, DT25, DT30G-Y (1986-00) DT25, DT30 K1-K2 (2001-02) DT25C, DT30C K-Y (1989-00) DF40A, DF50A, DF60A (2010+) DF40, DF50X-K10 (1999-10)
REC09263-22020	09263-22020	DT40C-W G-X (1986-99) DT40W K1-K4 (2001-04) DT55, DT65 J-X (1988-99)





## PIÑÓN DE ATAQUE


REF	OEM	
REC09263-20L04	09263-20L04 09263-20024	DF8A /AR, DF9.9A/AR (2013-16) DF9.9B, DF15A, DF20A (2013-16)





## INITIATIVE GEAR


REF	OEM	
REC57311-99J10	57311-99J10	DF8A, DF9.9A (AR) (2012+) DF9.9B, DF15A, DF20A (2013+)





REF	OEM	
REC57311-98600	57311-98601 57311-98600	DF4, DF5, DF6 (2002-11) DT4-J4, DT5Y (1988-00) DT4 K1 (2001) DT5Y (1998-02)




REF	OEM	
REC57311-94402	57311-94401 57311-94402	DT40 (1986-04)





REF	OEM	
REC57311-93910	57311-93910 57311-90L00	DT9.9, DT15 (2001-04) DF9.9, DF15 (1996-04)



REF	OEM	
REC57311-93901	57311-93901	DT4/ DT5C (1989-97)




REF	OEM	
REC57311-96311	57311-96310 57311-96311 57311-96320 57311-91L00	DT20, DT25, DT30 (1986-06) DF20, DF25 (RVZ) (2006-13)




## PIÑÓN MARCHA AVANTE

## POSITIVE GEAR

REF	OEM	
REC57510-91J00	57510-91J00	DT4/J4, DT5Y (1988-00)
	57510-98600	DT4 K1 (2001)
	57510-98610	DT5Y (1998-02)
	57510-98611	DF4, DF5, DF6 (2002+)




REF	OEM	
REC57510-93902	57510-93902	DT15C (1989-97)




REF	OEM	
REC57510-94402	57510-94402	DT40 (1986-04)
	57510-94401	
	57510-94400	



REF	OEM	
REC57510-93910	57510-93910	DT9.9, DT15 (2001-04)
	57510-90L00	DF9.9, DF15 (1996-11)




REF	OEM	
REC57510-89J00	57510-89J00	DT25, DT30 (2001-02)
	57510-91L00	DF25, DF30 (2000-06)
		DF20R, DF25 (R) (VZ) (2006-13)



## PIÑÓN MARCHA ATRÁS


## REVERSE GEAR

REF	OEM	
REC57521-91J00		DF4, DF5, DF6 (2002-15) DT4/J4, DT5Y (1988-00) DT4K1 (2001) DT5Y (1998-02)




REF	OEM	
REC57521-89J00	57521-89J00	DF25, DF30 82000-06) DF20R, DF25 (R,Q) (VZ) (2006-13)




REF	OEM	
REC57521-93902	57521-93902	DT15C (1989-97)
	57310-93850	



REF	OEM	
REC57521-93910	57521-93910	DF9.9, DF15 (1996-11)
	57521-90L00	DT9.9, DT15 (2001-04)



REF	OEM	
REC57521-94400	57521-94400 57310-94401	DT40 (1986-04)



REF	OEM	
REC57521-96312	57521-96312 57521-96311	DT20, DT25, DT30 (1986-02)



## ARANDELA / GRUESOS

## WASHER / SHIM

REF	OEM	
REC09160-26015	09160-26015	26.2 x 42 x 4.0 mm DF40, DF50X-K10 (1999-10) DT40C-W G-X (1986-99) DT40W K1-K4 (2001-04) DF8A, DF8AR, DF9.9A, DF9.9AR (2010+) DF9.9, DF15T-K3 (1996-03) DF15 (2012)
REC09160-21009	09160-21009	21 x 35 x 2.75 mm DF9.9, DF15(R) (2004-11) DF9.9B, DF15A, DF20A (2013) DT9.9K, DT15G-Y (1986-00) DT15C (1989-97) DT9.9, DT15K1-K4 (2001-04) DF9.9 (2004-10)
REC09160-20027	09160-20027	DT15, DF15 (1983-15) DF20 (2011-15) DF8A/AR, DF9.9A/AR (2010+) DF9.9B, DF15A, DF20A (2013+)

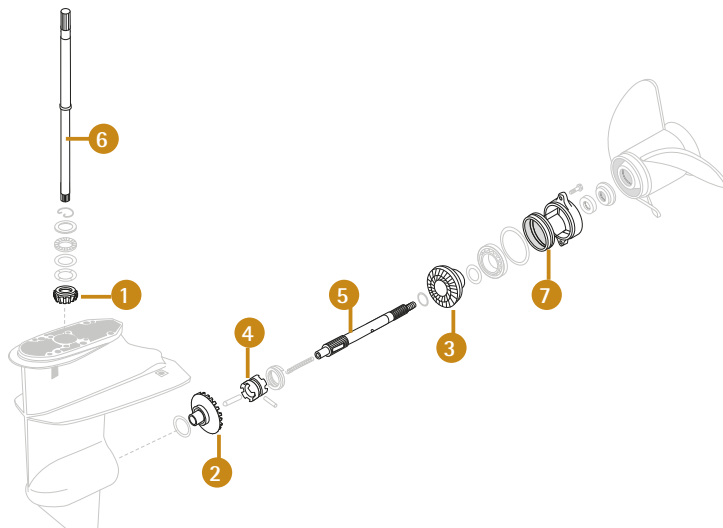


REF	OEM	
REC09160-20041	09160-20041	T: 1.0 DT9.9 (1983-87) DT15 (1983-97)
REC09160-20042	09160-20042	T:1.1 DF8A, DF8AR, DF9.9A, DF9.9AR (2010+) DF9.9, DF15T-K3 (1996-03) DF15 (2012)
REC09160-20043	09160-20043	T:1.2 DF9.9, DF15(R) (2004-11) DF9.9B, DF15A, DF20A (2013) DT9.9K, DT15G-Y (1986-00)
REC09160-20044	09160-20044	T:0.7 DT15C (1989-97) DT9.9, DT15K1-K4 (2001-04)



# SISTEMA DE PROPULSIÓN

# PROPULSION SYSTEM




## GUÍA PIEZAS DE COLA STERN DRIVE COMPONENTS APPLICATIONS

		1	2	3	4	5	6 L	6 S	7
DT2	1986-00	REC57311-98400							
DT2.2 K1-K5	2001-05	REC57311-98400							
DT9.9K									
DT15K-G-Y	1986-00	REC57311-93901	REC57510-93902	REC57521-93902		REC57610-93901	REC57100-93902		REC56120-93900
DT9.9									
DT15K1-K4	2001-04	REC57311-93910	REC57510-93910	REC57521-93910		REC57610-93901	REC57100-93902		REC56120-93900
DF9.9									
DF15T-K3	1996-03	REC57311-93910	REC57510-93910	REC57521-93910		REC57610-93901	REC57100-93902		REC56120-93900
DF9.9									
DF15R	2004-11	REC57311-93910	REC57510-93910	REC57521-93910		REC57610-93901	REC57100-93902		REC56120-93900
DT15C	1989-97	REC57311-93901	REC57510-93902	REC57521-93902		REC57610-93901			REC56120-93900
DF15	2012					REC57610-93901	REC57100-93902		
DT20									
DT25	1986-00	REC57311-96311	REC57510-89J00	REC57521-96312			REC57110-96303		
DT30G-Y									
DT25C									
DT30C-K-Y	1989-00	REC57311-96311	REC57510-89J00	REC57521-96312			REC57110-96303		
DT25									
DT30K1-K2	2001-02	REC57311-96320	REC57510-89J00	REC57521-89J00			REC57110-96303		
DF25									
DF30Y-K6	2000-06	REC57311-96320	REC57510-89J00	REC57521-89J00					
DT40C-W									
G-X	1986-99	REC57311-94402	REC57510-94402	REC57521-94400			REC57110-94441	REC57110-94411	
DT40W K1-K4	2001-04	REC57311-94402	REC57510-94402	REC57521-94400			REC57110-94441	REC57110-94411	
DF40									
DF50X-K10	1999-10				REC57621-94403				

## PASADOR DE HÉLICE


## PROPELLER PIN

REF	OEM	
REC09202-04002	09202-04002	 DF2.5 (2006-13) DF4, DF5, DF6 (2002-11) DT2, DT2.2 G-Y (1986-00) DT4/J4 (1988-00) DT5Y (1988-02)



## SEPARADOR DE HÉLICE

## PROPELLER WASHER


REF	OEM	
REC57632-94J00	57632-94J00	 DF8A, DF9.9A (AR) (2010+) DF9.9, DF15(R) (2004-11) DF9.9B, DF15A, DF20A (2013+)



TRASERO  
BACK

## TUERCA DE HÉLICE


## PROPELLER NUT

REF	OEM	
REC09141-12005	09141-12005	DF8A, DF9.9A (AR) (2010+) DF9.9, DF15T-K3 (1996-03) DF9.9, DF15(R) (2004-11) DF9.9B, DF15A, DF20A (2013+) DT15C (1989-97) DT9.9, DT15K1-K4 (2001-04) DT9.9K, DT15K G-Y (1986-00)
REC90171-18M04	09141-18005	40 --> 300 HP DT Et DF



## PASADOR DE LA TUERCA DE HÉLICE

## COTTER PIN

REF	OEM	
REC91490-30025	09204-03003	2.5 --> 350 HP
PAGB/T91-1.6X12	09204-02001	DF2.5 DT2, DT2.2HP HÉLICE DE PLÁSTICO PLASTIC PROPELLER
REC09204-02004	09204-02004	8 --> 20HP



OEM --> REF

OEM	REF		OEM	REF		OEM	REF	
08110-60020	REC08110-60020	609-611-612-627	09263-14022	REC09263-18016	604	09440-40002	REC09440-40002	615-616-626
08110-60050	REC08110-60050	609-611-612-628	09263-20024	REC09263-20L04	609-628	11141-87J00	REC11141-87J02	597-598
08113-60060	REC08113-60060	613-614-628	09263-20046	REC09263-20046	613-614-627	11141-87J01	REC11141-87J02	597-598
08204-03003	REC91490-30025	558-559-560-608-613-614-616-617-618-619-621-622-632-620	09263-20047	REC09263-20047	613-614-628	11141-87J02	REC11141-87J02	595-597-598
		619-620	09263-20051	REC09263-20051	604	11141-87L00	REC11141-87L00	596-597-598
09100-06130	PAGB/T5783-M6X12	619-620	09263-20072	REC09263-20072	594-604-605	11141-90J00	REC11141-90J01	597
09103-06281	PAGB/T5783-M6X14	591-608	09263-20L04	REC09263-20L04	611-612-628	11141-90J01	REC11141-90J01	598
09116-06094	REC09116-06094	591-611-613-615-621	09263-22020	REC09263-22020	615-616-628	11141-91J01	REC11141-91JL0	597-598
09116-06106	PAGB/T5787-M6X20	614	09263-22039	REC09263-22L03	615-616-627	11141-91J02	REC11141-91JL0	597-598
09116-06121	REC09116-06121	591-613-614	09263-22L03	REC09263-22L03	627	11141-91JL0	REC11141-91JL0	597-598
09116-06225	PAGB/T5783-M6X16	608-617	09263-24018	REC09263-24018	604	11141-92J00	REC11141-92J01	597-598
09116-06227	PAGB/T5787-M6X20	609-612	09263-25025	REC09263-25025	615-627	11141-93950	REC11141-93960	600
09116-06229	PAGB/T5283-M6X25	608	09263-25048	REC09263-25025	627	11141-93E20	REC11141-93E20	597-598
09116-06229	REC09116-06121	609	09263-25062	REC09263-25062	615-627	11141-93J03	REC11141-93J10	597-598
09116-08117	PAGB/T5783-M8X55	611	09263-25L02	REC09263-25025	627	11141-94440	REC11141-94450	600
09116-08117	PAGB/T5783-M8X55	611	09263-27005	REC09263-27005	594-604	11141-94450	REC11141-94450	600
09116-08122	PAGB/T5787-M6X30	613	09265-17002	REC09265-17002	613-614-627	11141-94701	REC11141-94720	600
09116-08151	PAGB/T5783-M8X30	609-612	09269-30012	REC09269-30012	594-604	11141-94720	REC11141-94720	600
09116-08156	PAGB/T5787-1986	608	09280-08005	REC09280-08005	623	11141-95J00	REC11141-95J00	597-598
09117-08037	PAGB/T5783-M8X16	614	09280-11001	REC09280-11001	623	11141-96343	REC11141-96344	600
09117-08047	PAGB/T5783-M8X30	611-615	09280-11005	REC09280-11001	623	11141-96344	REC11141-96344	600
09117-08057	PAGB/T5783-M8X25	619	09280-22019	REC09280-22019	558-559-560-591	11141-97J01	REC11141-97J02	597
09117-08109	PAGB/T5783-M8X16	615-616	09280-54001	REC09280-54001	563	11141-97JL0	REC11141-97J02	597-598
09125-04023	PAGB/T818-M4X30	617	09280-56001	REC09280-54001	563	11141-98401	REC11141-98401	600
09125-05046	PAGB/T8.8-2000	619-620	09280-57002	REC09280-57002	609-611-612-624	11141-98411	REC11141-98401	600
09125-06063	PAGB/T818-M6X10	611-620	09280-75001	REC09280-75001	613-615-616-624	11142-93J03	REC11142-93J10	597-598
09126-06006	PAGB/T820-M6X20	609-611	09280-75002	REC925093	614	11151-87L00	REC11151-87L00	596
09128-06221	PAGB/T818-M6X14	591	09282-10008	REC09282-10008	601-608	11162-94410	REC11162-94410	601
09140-04007	PAGB/T889.1-M4	617	09282-12008	REC09282-12008	601	11189-87J00	REC11189-87J00	595-599
09141-06020	PAGB/T6184-2000	614	09282-12010	REC09282-12010	601	11189-87L00	REC11189-87L00	596-599
09141-12005	REC09141-12005	612-632	09282-15008	REC09282-15008	601	11265-87E00	REC11265-87E10	591
09141-18005	REC90171-18M04	615-616-617-618-619-620-621-632	09282-17005	REC09282-17005	601-615-616	11265-87E00-H17	REC11265-87E10	591
09159-08046	REC90179-08M06	613-614	09282-17009	REC09282-17009	601	11265-87E10	REC11265-87E10	595
09160-06082	PAGB/T848-6	608-612-613	09282-22004	REC93101-22067	603	11400-87800	REC11400-87804	598
09160-12066	REC09160-12066	612	09282-22007	REC93101-22067	603	11400-87801	REC11400-87804	598
09160-20027	REC09160-20027	609-612-630	09283-10003	REC09283-10003	602	11400-87802	REC11400-87804	598
09160-20041	REC09160-20041	611-612-630	09283-10009	REC09283-10009	602	11400-87803	REC11400-87804	598
09160-20042	REC09160-20042	609-611-612-630	09283-17002	REC09283-17002	601	11400-87804	REC11400-87804	598
09160-20043	REC09160-20043	609-611-612-630	09283-20018	REC09283-20018	601	11410-87850	REC11410-87851	598
09160-20044	REC09160-20044	609-611-612-630	09283-20045	REC09283-20045	602	11410-87851	REC11410-87851	598
09160-20052	REC09160-20052	604	09283-25035	REC09283-25035	602	11413-87J00	REC11413-87J00	595-599
09160-21009	REC09160-21009	609-611-612-630	09283-25075	REC09283-25075	602	11433-87J00	REC11433-87J00	595-599
09160-26015	REC09160-26015	615-630	09283-25075	REC09283-25076	602	11433-93901	REC11433-93912	600
09160-27008	REC09160-27008	594-604	09283-30062	REC09283-30062	594-602	11433-94401	REC11433-94412	600
09162-06006	PAGB/T848-6	614	09283-30064	REC09283-30064	602	11433-96302	REC11433-96330	600
09168-10022	REC09168-10022	558-559-560-603-608-611-613-614-615-616-617-619-620	09283-35043	REC09283-35043	594-602	11434-94411	REC11434-94411	607
		619-620	09289-10005	REC09289-10005	602	11489-87J00	REC11489-87J00	595-606
09168-10034	REC09168-10034	559-560-618-622-624-621	09289-12002	REC09289-12002	602	11489-87L00	REC11489-87L00	596-606
09168-12012	REC09168-12012	558-559-560-564	09289-12003	REC09289-12003	603-611	11489-90J00	REC11489-90J00	606
09168-12017	REC09168-12017	558-559-564	09289-17004	REC26-161622	602	11489-93E10	REC11489-93E11	606
09202-04002	REC09202-04002	615-631	09289-17006	REC09289-17006	603-611	11489-93J00	REC11489-93J00	606
09202-05022	REC09202-05022	616-626	09289-17L02	REC09289-17006	609-612	11542-87L00	REC11542-87L00	596-606
09202-06031	REC93606-12019	619-620-621-622	09289-20009	REC09289-20009	603-613-614	11552-87L00	REC11552-87L00	599
09202-08006	PAF25-00000014	619-620-621-622	09289-22007	REC09289-22007	603-615-616	12110-93130	REC121 10-93130K	605
09204-02001	PAGB/T91-1.6X12	632-558	09289-30008	REC09289-30008	603	12110-94350	REC12110-94350K	605
09204-02004	REC09204-02004	609-612-632-558	09380-15001	REC09380-15001	609-611-612-627	12110-94400K	REC12110-94400K	594-605
09204-03003	REC91490-30025	615	09381-20003	REC09381-20003	594	12140-93121	REC12140-93121	605
09209-08016	REC09209-08016	613-614-625	09420-03002	REC09420-03002	584-608	12140-94400	REC12140-94400	594-605
09248-10008	REC09248-10008	608-611-613-614-615-616-617-618-619-620-624	09420-03005	REC09420-03005	584-612	12151-94400	REC12151-94400	594
		612	09420-03009	REC09420-03005	584-609	12161-93902	REC12161-93902	605
09262-25003	REC09262-25078	612	09420-04006	REC09420-04006	584-613-614-615-616	12161-94400	REC12161-94400	594-605
09262-25078	REC09262-25078	604	09420-04009	REC09420-04009	584	12221-94412	REC12221-94412	594-603
09262-30055	REC09262-30055	604	09420-05006	REC09420-05009	584	12231-94413	REC12231-94413	594-603
09262-35052	REC09262-35052	594	09420-05009	REC09420-05009	559-560-584-619-620-621-622	12232-94412	REC12232-94412	594-603
09263-14014	REC09263-14022	605	09440-05027	REC09440-05027	611-626	12240-94432	REC12240-94432	594-603
09263-14022	REC09263-14022	604	09440-08043	REC09440-08043	616-626	12710-97J00	REC12710-97J00	597
			09440-32008	REC09440-32008	611-626	12761-72F00	REC12761-72F00	605

OEM	REF		OEM	REF		OEM	REF	
12761-93ELO	REC12761-93ELO	605	15710-66D00	REC15710-66D00	566	17400-986L0	REC17400-98661	589
12761-99J00	REC12761-99J00	605	15710-82K50	REC15710-82K50	566-567	17400-986L1	REC17400-98661	589
13119-93J00	REC13119-93J00	606	15710-82M00	REC15710-82M00	566	17400-98J00	REC17400-98J01	589
13200-91D20	REC13200-91D21	567	15710-85K00	REC15710-85K00	566	17400-98J01	REC17400-98J01	589-622
13200-91D21	REC13200-91D21	567	15710-87J00	REC15710-87J00	566	17400-98J02	REC17400-98J01	589
13200-91J70	REC13200-91J70	567	15710-87L00	REC15710-87L00	566	17400-99J00	REC17400-99J01	588
13250-95D01	REC13250-95D01	567	15710-89L00	REC15710-89L00	566	17400-99J01	REC17400-99J01	588-609-612-612
13421-87J00	REC13421-87J00	595-599	15710-93J00	REC15710-93J00	566-567	17410-93910	REC17411-93901	586
13650-52G00	REC13650-52G00	568	15710-96J00	REC15710-96J00	566-567	17410-94431	REC17411-94421	586
13650-56B00	REC13650-56B00	568	15710-99E00	REC15710-99E00	566	17411-93901	REC17411-93901	586-611
13910-94400	REC13910-94400	567	16510-05240	REC16510-05240	563	17411-94421	REC17411-94421	586-614-615
14141-93952-OEP	REC14141-93952-OEP	607	16510-45H10	REC16510-05240	563	17413-92J00	REC17413-92J01	588
14151-87L00	REC14151-87L00	607	16510-61A01	REC16510-90J00	563	17413-92J01	REC17413-92J01	588-620
14151-93901	REC14151-93912	607	16510-61A20-MHL	REC16510-90J00	563	17413-95J00	REC17413-95J00	558-588-613-616
14151-94412	REC14151-94411	607	16510-61A21-MHL	REC16510-90J00	563	17413-96J00	REC17413-96J01	588
14151-96310	REC14151-96311	607	16510-61A30	REC16510-90J00	563	17413-96J01	REC17413-96J01	588-621
14212-91L00	REC14212-91L00	607	16510-61A31	REC16510-90J00	563	17413-99E10	REC17413-99E11	617-618
14212-94412	REC14212-94413	607	16510-81420	REC16510-82703	563	17413-99E11	REC17413-99E11	588
14212-96310	REC14212-91L00	607	16510-82703	REC16510-82703	563	17416-92J00	REC17416-92J00	619
15100-91J00	PAF4-04090000	564	16510-87J00	REC16510-87J00	563	17416-92J01	REC17413-92J01	619
15100-91J01	PAF4-04090000	564	16510-87J00	REC16510-87J00	563	17416-92J10	REC17416-92J10	587-619-620
15100-91J02	PAF4-04090000	564	16510-90J00	REC16510-90J00	563	17416-93J00	REC17416-93J00	587-622
15100-92J02	REC15100-94J03	564	16510-92J00	REC16510-82703	563	17416-95J00	REC17416-95J00	587-613-616
15100-94301	REC692-24410-00	565	16510-96J00	REC16510-93J00	563	17416-96J00	REC17416-96J00	587-621
15100-94303	REC692-24410-00	565	16510-96J10	REC16510-93J00	563	17416-99E10	REC17416-99E10	587-618
15100-94310	REC692-24410-00	565	16539-87L00	REC16539-87L00	596-599	17417-92J00	REC17417-92J00	587-619
15100-94311	REC692-24410-00	565	17400-87D00	REC17400-87D11	590	17431-92L20	REC17431-92L20	624
15100-94J00	REC15100-94J03	564	17400-87D10	REC17400-87D11	590	17431-94440	REC17431-92L20	624
15100-94J03	REC15100-94J03	564	17400-87D11	REC17400-87D11	590	17431-94441	REC17431-92L20	624
15100-94J00	REC15100-94J03	564	17400-87E03	REC17400-87E04	559-590-591-617	17450-93440	REC17450-93921	586
15100-99E00	REC15100-99E11	565	17400-87L00	REC17400-87L01	589	17450-93920	REC17450-93921	586
15100-99E0V	REC15100-99E11	565	17400-87L01	REC17400-87L01	589-618	17450-93921	REC17450-93921	586-611
15100-99E11	REC15100-99E11	565	17400-88L00	REC17400-88L00	589-616	17450-93930	REC17450-93921	586
15100-99E11-000	REC15100-99E11	565	17400-90J11	REC17400-90J20	589	17451-96301	REC17461-96312	583
15100-99E1V	REC15100-99E11	565	17400-90J20	REC17400-90J20	619	17452-93910	REC17452-93910	587-611
15170-93920	REC15170-93911	565	17400-92D01	REC17400-92D01	590	17453-93900	REC17453-93901	611-624
15170-94320	REC15170-94320	565	17400-92D11	REC17400-92D01	590	17453-93901	REC17453-93901	624
15170-94J00	REC15170-94J00	565	17400-92J200	REC17400-92J00	589	17461-87E10, 11, 12	REC17461-87E12	583-584-617-618
15170-98110	REC15170-98110	565	17400-92J21	REC17400-92J21	559-560-589-591-619-620	17461-90J00	REC17461-90J01	583
15200-90J00	REC63P-13907-03	564	17400-93911	REC17400-93912	590	17461-90J01	REC17461-90J01	583-584-619-620-621
15200-92J00	REC15200-92J20	564	17400-93912	REC17400-93912	590	17461-92D02	REC17461-92D02	583
15200-92J00	REC63P-13907-03	564	17400-93950	REC17400-93951	588-611	17461-93001, 2, 3, 4	REC17461-93004	583
15200-92J20	REC15200-92J20	564	17400-93951	REC17400-93951	611	17461-93001,3,4	REC17461-93004	583
15200-93J01	REC63P-13907-03	564	17400-93J00	REC17400-93J01	589	17461-93002	REC17461-93004	583
15200-96J00	REC15200-96J00	564	17400-93J01	REC17400-93J01	589	17461-93901,2,3	REC17461-93903	583
15410-87J10	REC15410-87J00	562	17400-93J02	REC17400-93J01	589	17461-93903	REC17461-93903	584-611-612
15410-87J10	REC15410-87J10	562	17400-93J03	REC17400-93J01	589	17461-939M0	REC17461-93903	609
15410-87J30	REC15410-87J30	561-558-559-560	17400-94611	REC17400-94611	590	17461-93J00	REC17461-93J00	584-622
15410-87L00	REC15410-87L00	561-558-559	17400-94700	REC17400-96403	590	17461-94510	REC17461-90J01	583
15410-88L00	REC15410-88L00	561	17400-94701	REC17400-96403	590	17461-94700,1	REC17461-94700	583
15410-93J00	REC15410-93J00	562	17400-94J200	REC17400-94J00	588-591	17461-94701	REC17461-94700	583
15410-94350	REC16910-GB2-005	561	17400-94L00	REC17400-94L00	559-588-591	17461-94L00	REC17461-96312	584
15410-94400	PAF15-07080000	562	17400-95350	REC17400-95351	590	17461-95200	REC17461-94700	583
15410-96J00	REC15410-96J00	562	17400-95351	REC17400-95351	590	17461-95201	REC17461-94700	583
15410-98500	REC15410-98500	558-561	17400-95550	REC17400-95351	590	17461-95501, 95300	REC17461-95300	583
15412-92J00	REC15412-92J00	560-562	17400-95J01	REC17400-95J02	590	17461-95501, 95300, 1, 2	REC17461-95300	583
15412-93J00	REC65L-24563-00	561	17400-95J02	REC17400-95J02	590-613	17461-96301	REC17461-96312	583
15412-93J10	REC15412-93J10	560-562	17400-96350	REC17400-96403	590	17461-96310	REC17461-96312	583
15440-87L10	REC15440-87L10	562	17400-96351	REC17400-96403	590	17461-96312	REC17461-96312	584-613-614-615-616
15440-90J00	REC15440-90J00	562	17400-96352	REC17400-96403	590-614	17461-97110	REC17461-97J00	558-584
15440-93J00	REC15440-93J00	563	17400-96353	REC17400-96403	590	17461-97110,2,3	REC17461-98503	583
15440-96J00	REC15440-96J00	563	17400-96403	REC17400-96403	590-615	17461-98503	REC17461-98503	584
15440-96J01	REC15440-96J01	563	17400-96J00	REC17400-96J03	589	17461-98503	REC17461-98503	608
15440-99E00	REC15440-99E01	563	17400-96J01	REC17400-96J03	589	17462-93990	REC17462-93990	584-611
15440-99E01	REC15440-99E01	563	17400-96J02	REC17400-96J03	589	17471-87E00	REC17471-92J00	585
15626-90J00	REC15626-90J00	565	17400-96J03	REC17400-96J03	589-621	17471-87E01-617	REC17471-92J00	585
15626-99E00	REC15626-99E00	565	17400-98551	REC17400-98551	589-590	17471-87L00	REC17471-87L01	588
15643-93J00	REC69J-24501-10	562	17400-98652	REC17400-98652	589	17471-87L01	REC17471-87L01	588
15643-99E00	REC15626-99E00	565	17400-98661	REC17400-98661	589	17471-92J00	REC17471-92J00	585-619-620
15710-50M00	REC15710-89L00	566	17400-98661	REC17400-98661	589-608			
15710-65D00	REC15710-65D00	566-567						

OEM	REF		OEM	REF		OEM	REF	
17471-93902	REC17471-93902	585-611	29162-93J00	PAGB/T93-6	609-611-615-616	32900-96370	REC32900-96371	572
17471-93J00	REC17471-92J02	585	31100-87500	REC31100-87J00	570	32900-96371	REC32900-96371	572
17471-93J01	REC17471-92J02	585	31100-87J00	REC31100-87J00	570	33220-58J20	REC33220-58J20	568
17471-93J02	REC17471-92J02	585-621	31100-87J10	REC31100-87J00	570	33220-76G00	REC33220-76G02	568
17471-94401	REC17471-94401	585-614-615	31100-87J11	REC31100-87J00	570	33220-76G01	REC33220-76G02	568
17471-95J00	REC17471-95J01	585	31100-89J00	REC50-8M0147039	570	33220-76G02	REC33220-76G02	568
17471-95J01	REC17471-95J01	585-613-616	31100-90J00	REC31100-90J01	570	33410-89L00	REC33410-89L11	569
17471-97J00-00	REC17471-97J00	585	31100-90J01	REC31100-90J01	570	33410-89L10	REC33410-89L11	569
17471-97J10	REC17471-97J10	585	31100-93J00	REC31100-96J02	571	33410-89L11	REC33410-89L11	569
17471-98600	REC17471-98601	585	31100-94400	REC50-8M0147039	570	33410-93E10	REC33410-94400-000	569
17471-98601	REC17471-98601	585	31100-94402	REC50-8M0147039	570	33410-93J00	REC33410-93J00	569
17472-87E00	REC17472-87E10	586	31100-94401	REC50-8M0147039	570	33410-94400-000	REC33410-94400-000	569
17472-87E10	REC17472-87E10	586-617-619-620	31100-94J10	REC31100-95J01	570	33410-96L00	REC33410-96L00	569
17472-87L00	REC17472-87L00	586-596-618	31100-94J20	REC31100-95J01	570	34801-93J00	REC34801-93J03	575
17472-91J00	REC17472-91J00	608	31100-94J21	REC31100-95J01	570	34801-93J01	REC34801-93J03	575
17472-92D00-H17	REC17472-92D10	588	31100-94J22	REC31100-95J01	570	34801-93J02	REC34801-93J03	575
17472-92D10	REC17472-92D10	588	31100-95240	REC99999-03249	570	34801-93J03	REC34801-93J03	575
17472-92D10-000	REC17472-92D10	588	31100-95242	REC99999-03249	570	34801-94700	REC34801-94710	575
17472-93911	REC17472-93911	588	31100-95243	REC99999-03249	570	34801-94710	REC34801-94710	575
17472-93J00	REC17472-93J00	587-621	31100-95310	REC31100-95601	570	34801-99E01	REC34801-99E04	575
17472-95310	REC17472-95310	588	31100-95312	REC31100-95601	570	34801-99E02	REC34801-99E04	575
17472-96301	REC17472-96303	586	31100-95313	REC31100-95601	570	34801-99E03	REC34801-99E04	575
17472-96302	REC17472-96303	586	31100-95521	REC31100-95601	570	34801-99E04	REC34801-99E04	575
17472-96303	REC17472-96303	586-595-613-614-615-616	31100-95600	REC31100-95601	570	36620-93J02	REC36620-93J02	579
17472-97J00	REC17472-97J00	586	31100-95601	REC31100-95601	570	36620-93J10	REC36620-93J12	579
17472-97J10	REC17472-97J10	586	31100-95D00	REC50-8M0147039	570	36620-93J62	REC36620-93J62	580
17472-98503	REC17472-98503	587	31100-95J00	REC31100-95J01	570	36620-94J01	REC36620-94J01	579
17472-98611	REC17472-98611	587	31100-95J01	REC31100-95J01	570	36620-98J33	REC36620-98J33	579
17560-91L00	REC17560-91L00	624	31100-96310	REC50-8M0147039	570	36620-98L00	REC36620-98L00	580
17560-96300	REC17560-91L00	624	31100-96311	REC50-8M0147039	570	36621-98J00	REC36621-98J00	580
17560-96301	REC17560-91L00	624	31100-96J00	REC31100-96J02	571	36623-98L00	REC36623-98L00	580
17560-96304	REC17560-91L00	624	31100-96J01	REC31100-96J02	571	36623-98L30	REC36623-98L30	580
17616-87J00	REC17616-87J00	595-599	31100-98L00	REC31100-96J02	571	36623-98LB1	REC36623-98LB1	580
17670-87J00	REC17670-87J00	582	31100-98L10	REC31100-96J02	571	36667-96L60	REC36667-96L60	579
17670-90J20	REC60V-12411-00	582	31100-98L10	REC31100-98L10	570	36890-93J10	REC36890-93J10	580
17670-91J00	REC17670-91J01	582	31800-94400	REC89-825096T01	569	37100-87J00-OEP	REC38100-87J00	574
17670-91J01	REC17670-91J01	582	31800-94401	REC89-825096T01	569	37100-96J14	REC37100-96J15	578
17670-93962	REC17670-93962	582	32140-93900	REC32140-93900	569	37100-96J15	REC37100-96J15	578
17670-93J00	REC67F-12411-01	582	32140-94400	REC32140-94400	569	37100-96J20	REC37100-96J25	578
17670-94402	REC17670-94402	582	32140-96310	REC32140-96310	569	37100-96J21	REC37100-96J25	578
17670-94J00	REC17670-94J01	583	32800-38F10	REC32800-38F10	572	37100-96J22	REC37100-96J25	578
17670-94J01	REC17670-94J01	583	32800-87J10	REC32800-87J10	572	37100-96J23	REC37100-96J25	578
17685-87D00	REC17685-87D10	599-601	32800-87L00	REC32800-87L00	572	37100-96J24	REC37100-96J25	578
17685-87D10	REC17685-87D10	595-599-601	32800-88L00	REC32800-88L00	572	37100-96J25	REC37100-96J25	578
1770-90J10	REC17670-90J10	582	32800-89J00	REC32800-89J00	571	37110-93J10	REC37110-93J11	571
17913-93J00	REC17913-93J00	583	32800-89J10	REC32800-89J11	571	37110-93J11	REC37110-93J11	571
17914-93J00	REC17914-93J00	583	32800-89J11	REC32800-89J11	571	37110-99E00	REC37110-99E00	571
17914-93J10	REC17914-93J00	583	32800-89L00	REC32800-89L01	572	37220-92E00	REC37220-92E00	578
18137-52D00	REC18137-52D00	567-568	32800-89L01	REC32800-89L01	572	37800-93953	REC37800-93954	573
18137-87L01	REC18137-87L01	566-568	32800-92E20	REC32800-92E20	572	37800-93954	REC37800-93954	573
18137-88L01	REC18137-88L01	566-568	32800-93J01	REC32800-93J03	571	37820-92E00	REC37820-92E03	573
18137-93J00	REC18137-93J00	567-568	32800-93J02	REC32800-93J03	571	37820-93J00	REC37820-93J05	573
18590-58M00	REC18590-58M00	566-568	32800-93J03	REC32800-93J03	571	37820-93J01	REC37820-93J05	573
18590-72F21	REC18590-72F21	566-567-568	32800-94620	REC32800-94620	571	37820-93J05	REC37820-93J05	573
23311-95D10	REC23311-95D10	624	32800-94J10	REC32800-94J11	571	37823-92E00	REC37823-92E02	573
25222-93901	REC25222-93901	623	32800-94J11	REC32800-94J11	571	37823-92E02	REC37823-92E02	573
25222-96300	REC25222-96300	623	32800-95720	REC32800-95D01	571	37830-89E02	REC37830-89E03	573
25222-96301	REC25223-94400	623	32800-95D00	REC32800-95D01	571	37830-91J02	REC37830-91J04	574
25700-87L00	REC25700-87L00	618-623	32800-95D01	REC32800-95D01	571	37830-91J04	REC37830-91J04	574
25700-88400	REC25700-88L00	623	32800-95D01	REC32800-95D01	571	37830-91J04	REC37830-91J04	574
25700-88L00	REC25700-88L00	616	32800-98J01	REC32800-98J01	572	37830-95000	REC37830-89E03	573
25700-93L00	REC25700-93L00	622-623	32800-99J00	REC32800-99J00	572	37830-95D00, 01, 02, 03, 04	REC37830-95D04	573
25700-94400	REC25700-88L00	623	32900-93902	REC32900-93903	569	37850-90J00, 01, 02, 03, 04, 05, 06	REC37850-90J06	579
25700-95D00	REC25700-95D01	623	32900-93903	REC32900-93903	569	37850-93J10	REC37850-93J10	579
25700-95D01	REC25700-95D01	623	32900-93911	REC32900-93910	572	37860-94600	REC37860-94610	574
29116-93J00	PAGB/T5787-M6X20	611	32900-94401	REC32900-94480	568	37860-94610	REC37860-94610	574
29116-93J10	PAF8-00000003	618	32900-94460	REC32900-94460	572	38100-87D00	REC38100-87E10-OED	574
29141-93J00	REC95380-06700	609-615	32900-94470	REC32900-94460	572	38100-87D01-02M	REC38100-87E10-OED	574
29141-93J00	PAGB/T6184-2000	612	32900-94480	REC32900-94480	568	38100-87D01-OED	REC38100-87E10-OED	574
29141-93J00	REC95380-06700	608-609-611-613-616	32900-96340	REC32900-96340	569	38100-87D02H	REC38100-87E10-OED	574
			32900-96350	REC32900-96371	572	38100-87D0IT	REC38100-87E10-OED	574

OEM	REF		OEM	REF		OEM	REF	
38100-87D10-OED	REC38100-87D10-OED	575	55320-98400	REC55320-98400AL	558-611	57631-93901	REC57631-93901	609-612-626
38100-87D10-OIT	REC38100-87D10-OED	575	55321-87J01	REC55321-87J01AL	558-559-560-608-609-611-612-616-618	57631-94700	REC57631-95303	626
38100-87D10-35J	REC38100-87D10-OED	575				57631-95301	REC57631-95303	626
38100-87E10-OED	REC38100-87E10-OED	574	55321-90J01	REC55321-90J01AL	617-619-620	57631-95302	REC57631-95303	626
38100-87E20-OED	REC38100-87D10-OED	575	55321-939L0	REC55321-939L0AL	591-611	57631-95303	REC57631-95303	615-616-626
38100-87J11	REC38100-87J12	574	56120-90L00-OEP	REC56120-93900	625	57631-96301	REC57631-96301	614-626
38100-87J20	REC38100-87J12	574	56120-90L01-OEP	REC56120-93900	625	57632-93902	REC57632-94J00	611
38100-87JOEP	REC38100-87J00	574	56120-90L02-OEP	REC56120-93900	625	57632-94J00	REC57632-94J00	609-612-631
38100-87L00	REC36120-ZY9-003	575	56120-93900-002M	REC56120-93900	625	57632-97L00	REC57632-97L00	612-626
38100-87L01	REC36120-ZY9-003	575	56120-93900-OEP	REC56120-93900	625	57632-98500	REC57632-97L00	626
38100-87L02	REC36120-ZY9-003	575	56120-93901-OED	REC56120-93900	625	57632-98501	REC57632-97L00	608-626
38100-87L03	REC36120-ZY9-003	575	56120-93901-OEP	REC56120-93900	611	57633-93901	REC57633-93901	609-611-612
38100-88L00	REC36120-ZW4-H12	575	56120-94321-OEP	REC56120-94321-OEP	615-616-625	57634-88L00	REC57634-88L00	615-616-625
38100-88L11	REC36120-ZW4-H12	575	56120-96332-OEP	REC56120-96332-OEP	613-614-625	59178-97J00	REC59178-97J00	558-559-609-612-624
38100-88L12	REC36120-ZW4-H12	575	56130-94411-OEP	REC56130-94413-OEP	585	63610-89E01-000	REC63610-89E01	581
38100-90J30	REC36120-ZY6-013	575	56130-94413-OEP	REC56130-94413-OEP	585	63610-91J00, 01, 03, 04, 20	REC63610-91J20	581
38100-90J40	REC36120-ZY6-013	575	56130-96320-OEP	REC56130-96331-OEP	585	63610-93501-000	REC63610-93501	581
38100-92E00-OED	REC38100-87D10-OED	575	56130-96331-OEP	REC56130-96331-OEP	585	63610-94402-000	REC63610-94402	581
38100-92J01	REC38100-96J00	574	57100-93902	REC57100-93902	611-631	63610-96302-000	REC63610-96302	581
38100-92J02	REC38100-96J00	574	57292-94300	PAGB/T896-6	581	63610-96321-000	REC63610-96321-000	581
38100-92J10	REC38100-96J00	574	57310-93850	REC57521-93902	629	65720-98500	REC65720-98520	561
38100-92J12	REC38100-96J00	574	57310-94401	REC57521-94400	630	65720-98501	REC65720-98520	561
38100-93J02	REC38100-96J00	574	57311-90L00	REC57311-93910	628	65720-98502	REC65720-98520	561
38100-93J11	REC36120-ZY6-013	575	57311-91J00	REC57311-98600	608	65720-98520	REC65720-98520	561
38100-93J13	REC36120-ZY6-013	575	57311-91L00	REC57311-96311	628	65720-98521	REC65720-98520	561
38100-96J00	REC38100-96J00	574	57311-93901	REC57311-93901	628-631	65720-985L1	REC65720-98520	561
38100-96J01	REC38100-96J00	574	57311-93910	REC57311-93910	611-628	65720-986A0	REC65720-986L0	561
38100-97E00-OED	REC38100-97E00-OED	575	57311-94401	REC57311-94402	628	65720-986B0	REC65720-986L0	561
38410-89J00	REC89-825096T01	569	57311-94402	REC57311-94402	628	65720-986L0	REC65720-986L0	561
38410-93J12, 11, 10, 00	REC38410-93J12	576	57311-96310	REC57311-96311	628	65750-94401	REC65750-94404	561
38410-94550	REC89-825096T01	569	57311-96320	REC57311-96311	628	65750-94402	REC65750-94404	561
38410-94551	REC89-825096T01	569	57311-96320	REC57311-96320	613-614	65750-94403	REC65750-94404	561
38410-94552	REC89-825096T01	569	57311-97J10	REC57311-99J10	612	65750-94404	REC65750-94404	561
38860-76F01	REC38860-76F01	573	57311-98600	REC57311-98600	628	65910-98J00	REC65910-98J01	561
43211-87JL0	REC43211-87JL0	581	57311-98601	REC57311-98600	628	67200-88L00	REC67200-88L00	578
43211-94401	REC43211-87JL0	581	57311-99J10	REC57311-99J10	609-628	67200-88L10	REC67200-88L10	578
43211-94401	REC43211-94401	581	57510-89J00	REC57510-89J00	613-614-629	67200-88L10	REC67200-88L10	578
43711-97E00	REC43711-97E11	581	57510-90L00	REC57510-93910	629	67200-91J00	REC67200-91J00	577
43711-97E11	REC43711-97E11	581	57510-91J00	REC57510-91J00	608-629	67200-91J01	REC67200-91J01	577
48630-92J00	REC48630-92J00	576	57510-91L00	REC57510-89J00	629	67200-91J04	REC67200-91J04	577
48630-93J00	REC48630-93J00	576	57510-93902	REC57510-93910	629	67200-93J00	REC67200-93J51	577
48630-94900	REC48630-94900	576	57510-93910	REC57510-93902	629	67200-93J01	REC67200-93J51	577
48630-96J00	REC48630-96J00	576	57510-94400	REC57510-93910	611-629	67200-93J02	REC67200-93J51	577
48630-96J01	REC48630-96J03	576	57510-94401	REC57510-94402	629	67200-93J03	REC67200-93J51	577
48630-96J02	REC48630-96J03	576	57510-94402	REC57510-94402	629	67200-93J04	REC67200-93J51	577
48630-96J03	REC48630-96J03	576	57510-98600	REC57510-94402	629	67200-93J06	REC67200-93J51	577
48630-98L00	REC48630-98L01	576	57510-98610	REC57510-91J00	629	67200-93J12	REC67200-88L00	578
48630-98L01	REC48630-98L01	576	57510-98611	REC57510-91J00	629	67200-93J13	REC67200-88L00	578
51123-87L00	REC51123-87L00	596-599	57510-98611	REC57510-91J00	629	67200-93J15	REC67200-88L10	578
51211-87J00	REC51211-87J00	595-598	57510-99J10	REC57510-99J11	612	67200-93J30	REC67200-88L10	578
51211-87L00	REC51211-87L10	598	57521-89J00	REC57521-89J00	613-614-629-631	67200-93J30	REC67200-93J30	577
51211-87L10	REC51211-87L10	596	57521-90L00	REC57521-93910	629	67200-93J50	REC67200-93J51	577
51211-87L10	REC51211-87L10	598	57521-91J00	REC57521-91J00	608	67200-93J51	REC67200-93J51	577
51211-87L10	REC51211-87L10	598	57521-93902	REC57521-93902	629	67200-94J20	REC67200-94J20	577
51211-90J00	REC51211-90J10	598	57521-93910	REC57521-93910	611-629	67200-99E10-OEP	REC67200-99E56	577
51211-90J01	REC51211-90J10	598	57521-94400	REC57521-94400	630	67200-99E30-OEP	REC67200-99E56	577
51211-90J02	REC51211-90J10	598	57521-96311	REC57521-96312	630	67200-99E50	REC67200-99E56	577
51211-90J10	REC51211-90J10	598	57521-96312	REC57521-96312	630	67200-99E51	REC67200-99E56	577
51211-90J21	REC51211-90J2	598	57610-93901	REC57610-93901	611-631	67200-99E56	REC67200-99E56	577
51211-90J22	REC51211-90J2	598	57610-94402	REC57610-94402	615-616	67256-95600	PAF15-13010010W	581
51211-93J00	REC51211-93J00	598	57621-87J00	REC57621-94403	613-614	67275-95600	PAF25-07000007W	581
52113-93901	REC52113-93910	607	57621-87J01	REC57621-94403	625	67631-93901	REC57631-93901	611
52113-96304	REC52113-96330	607	57621-87J02	REC57621-94403	625	6E5-45251-00	REC6E5-45251-00	591
55122-88L00	REC55122-94400	588-616	57621-87J03	REC57621-94403	625	6E5-45251-00	REC6E5-45251-00AL	591
55125-90J01	REC55125-90J01AL	593-617-618-619-620-621	57621-87J03	REC57621-94403	615-616-625	90171-18M04	REC90171-18M04	622
55125-91L01	REC55125-91L01AL	593-613-614	57621-91L10	REC57621-91L10	625	92800-94610	REC32800-94620	571
55125-95500	REC55125-95500AL	615-616	57621-94400	REC57621-94403	625			
55128-93J00	REC55128-93J10	624	57621-94403	REC57621-94403	625			
55128-93J10	REC55128-93J10	621-624	57621-96300	REC57621-91L10	625			
55300-95500	REC55300-95500AL	591-611-614-615-616	57621-96310	REC57621-91L10	625			
55320-95311	REC55320-95311AL	592-593-621-622	57630-94301	REC57630-94300	615			

REF --> OEM

REF	OEM	REF	OEM	REF	OEM
<b>R</b>					
PAF15-07080000	15410-94400	562	REC09168-10034	09168-10034	559-560-618-622-624-621
PAF15-13010010W	67256-95600	581	REC09168-12012	09168-12012	558-559-560-564
PAF25-00000014	09202-08006	619-620-621-622	REC09168-12017	09168-12017	558-559-564
PAF25-07000007W	67275-95600	581	REC09202-04002	09202-04002	615-631
PAF4-04090000	15100-91J00	564	REC09202-05022	09202-05022	616-626
PAF4-04090000	15100-91J01	564	REC09204-02004	09204-02004	609-612-632-558
PAF4-04090000	15100-91J02	564	REC09209-08016	09209-08016	613-614-625
PAF8-00000003	29116-93J10	618			608-611-613-614-615-616-617-618-619-620-624
PAGB/T5283-M6X25	09116-06229	608	REC09248-10008	09248-10008	612
PAGB/T5783-M6X12	09100-06130	619-620	REC09262-25078	09262-25078	604
PAGB/T5783-M6X14	09103-06281	591-608	REC09262-30055	09262-30055	604
PAGB/T5783-M6X16	09116-06225	608-617	REC09262-35052	09262-35052	594
PAGB/T5783-M8X16	09117-08037	614	REC09263-14022	09263-14014	605
PAGB/T5783-M8X16	09117-08109	615-616	REC09263-14022	09263-14022	604
PAGB/T5783-M8X25	09117-08057	619	REC09263-18016	09263-14022	604
PAGB/T5783-M8X30	09116-08151	609-612	REC09263-20046	09263-20046	613-614-627
PAGB/T5783-M8X30	09117-08047	611-615	REC09263-20047	09263-20047	613-614-628
PAGB/T5783-M8X55	09116-08117	611	REC09263-20051	09263-20051	604
PAGB/T5787-1986	09116-08156	608	REC09263-20072	09263-20072	594-604-605
PAGB/T5787-M6X20	09116-06106	614	REC09263-20L04	09263-20024	609-628
PAGB/T5787-M6X20	09116-06227	609-612	REC09263-20L04	09263-20L04	611-612-628
PAGB/T5787-M6X20	29116-93J00	611	REC09263-22020	09263-22020	615-616-628
PAGB/T5787-M6X30	09116-08122	613	REC09263-22L03	09263-22039	615-616-627
REC95380-06700	29141-93J00	609-615	REC09263-22L03	09263-22L03	627
PAGB/T6184-2000	09141-06020	614	REC09263-24018	09263-24018	604
PAGB/T6184-2000	29141-93J00	612	REC09263-25025	09263-25025	615-627
PAGB/T8.8-2000	09125-05046	619-620	REC09263-25025	09263-25048	627
PAGB/T818-M4X30	09125-04023	617	REC09263-25062	09263-25062	615-627
PAGB/T818-M6X10	09125-06063	611-620	REC09263-27005	09263-27005	594-604
PAGB/T818-M6X14	09128-06221	591	REC09265-17002	09265-17002	613-614-627
PAGB/T820-M6X20	09126-06006	609-611	REC09269-30012	09269-30012	594-604
PAGB/T848-6	09160-06082	608-612-613	REC09280-08005	09280-08005	623
PAGB/T848-6	09162-06006	614	REC09280-11001	09280-11001	623
PAGB/T879.1-2.5X14		558	REC09280-11001	09280-11005	623
PAGB/T889.1-M4	09140-04007	617	REC09280-22019	09280-22019	558-559-560-591
PAGB/T896-6	57292-94300	581	REC09280-54001	09280-54001	563
PAGB/T91-1.6X12	09204-02001	632-558	REC09280-54001	09280-56001	563
PAGB/T93-6	29162-93J00	609-611-615-616	REC09280-54001		558
PAGB/T97.1-8		614	REC09280-57002	09280-57002	609-611-612-624-613-615-616-624
PJASOF404-19-033		558	REC09282-10008	09282-10008	601-608
<b>P</b>			REC09282-12008	09282-12008	601
REC08110-60020	08110-60020	609-611-612-627	REC09282-12010	09282-12010	601
REC08110-60050	08110-60050	609-611-612-628	REC09282-15008	09282-15008	601
REC08113-60060	08113-60060	613-614-628	REC09282-17005	09282-17005	601-615-616
REC09116-06094	09116-06094	591-611-613-615-621	REC09282-17009	09282-17009	601
REC09116-06121	09116-06121	591-613-614	REC09283-10003	09283-10003	602
REC09116-06121	09116-06229	609	REC09283-10009	09283-10009	602
REC09141-12005	09141-12005	612-632	REC09283-17002	09283-17002	601
REC09160-12066	09160-12066	612	REC09283-20018	09283-20018	601
REC09160-20027	09160-20027	609-612-630	REC09283-20045	09283-20045	602
REC09160-20041	09160-20041	611-612-630	REC09283-25035	09283-25035	602
REC09160-20042	09160-20042	609-611-612-630	REC09283-25075	09283-25075	602
REC09160-20043	09160-20043	609-611-612-630	REC09283-25076	09283-25075	602
REC09160-20044	09160-20044	609-611-612-630	REC09283-30062	09283-30062	594-602
REC09160-20052	09160-20052	604	REC09283-30064	09283-30064	602
REC09160-21009	09160-21009	609-611-612-630	REC09283-35043	09283-35043	594-602
REC09160-26015	09160-26015	615-630	REC09289-10005	09289-10005	602
REC09160-27008	09160-27008	594-604	REC09289-12002	09289-12002	602
REC09168-10022	09168-10022	558-559-560-603-608-611-613-614-615-616-617-619-620			

REF	OEM		REF	OEM		REF	OEM	
REC11489-87L00	11489-87L00	596-606	REC15440-93J00	15440-93J00	563	REC17400-92D01		590
REC11489-90J00	11489-90J00	606	REC15440-96J00	15440-96J00	563	REC17400-92J00	17400-92J200	589-591
REC11489-93E11	11489-93E10	606	REC15440-96J01	15440-96J01	563	REC17400-92J21	17400-92J21	559-560-589-591-619-620
REC11489-93J00	11489-93J00	606	REC15440-99E01	15440-99E00	563	REC17400-93851		560
REC11542-87L00	11542-87L00	596-606	REC15440-99E01	15440-99E01	563	REC17400-93912	17400-93911	590
REC11552-87L00	11552-87L00	599	REC15626-90J00	15626-90J00	565	REC17400-93912	17400-93912	590
REC12110-93130K	12110-93130	605	REC15626-99E00	15626-99E00	565	REC17400-93951	17400-93950	588-611
REC12110-94350K	12110-94350	605	REC15626-99E00	15643-99E00	565	REC17400-93951	17400-93951	611
REC12110-94400K	12110-94400K	594-605	REC15710-65D00	15710-65D00	566-567	REC17400-93951		591
REC12140-93121	12140-93121	605	REC15710-66D00	15710-66D00	566	REC17400-93J01	17400-93J00	589
REC12140-94400	12140-94400	594-605	REC15710-82K50	15710-82K50	566-567	REC17400-93J01	17400-93J01	589
REC12151-94400	12151-94400	594	REC15710-82M00	15710-82M00	566	REC17400-93J01	17400-93J02	589
REC12161-93902	12161-93902	605	REC15710-85K00	15710-85K00	566	REC17400-93J01	17400-93J03	589
REC12161-94400	12161-94400	594-605	REC15710-87J00	15710-87J00	566	REC17400-93J01		560-591
REC12221-94412	12221-94412	594-603	REC15710-87L00	15710-87L00	566	REC17400-94611	17400-94611	590
REC12231-94413	12231-94413	594-603	REC15710-89L00	15710-50M00	566	REC17400-94701		590
REC12232-94412	12232-94412	594-603	REC15710-89L00	15710-89L00	566	REC17400-94810		558
REC12240-94432	12240-94432	594-603	REC15710-93J00	15710-93J00	566-567	REC17400-94821		559
REC12710-97J00	12710-97J00	597	REC15710-96J00	15710-96J00	566-567	REC17400-94J00	17400-94J200	588-591
REC12761-72F00	12761-72F00	605	REC15710-99E00	15710-99E00	566	REC17400-94L00	17400-94L00	559-588-591
REC12761-93E00	12761-93E00	605	REC16510-05240	16510-05240	563	REC17400-95351	17400-95350	590
REC12761-99J00	12761-99J00	605	REC16510-05240	16510-45H10	563	REC17400-95351	17400-95351	590
REC13119-93J00	13119-93J00	606	REC16510-05240		558-564	REC17400-95351	17400-95351	590
REC13200-91D21	13200-91D20	567	REC16510-82703	16510-81420	563	REC17400-95351	17400-95550	590
REC13200-91D21	13200-91D21	567	REC16510-82703	16510-82703	563	REC17400-95351		590
REC13200-91J70	13200-91J70	567	REC16510-82703	16510-92J00	563	REC17400-95870		558
REC13250-95D01	13250-95D01	567	REC16510-82703		564	REC17400-95J02	17400-95J01	590
REC13421-87J00	13421-87J00	595-599	REC16510-87J00	16510-87J00	563	REC17400-95J02	17400-95J02	590-613
REC13650-52G00	13650-52G00	568	REC16510-87J00	16510-87J00	563	REC17400-95J02		558
REC13650-56B00	13650-56B00	568	REC16510-87J00		558-559-564	REC17400-96403	17400-94700	590
REC13910-94400	13910-94400	567	REC16510-90J00	16510-61A01	563	REC17400-96403	17400-94701	590
REC14141-93952-OEP	14141-93952-OEP	607	REC16510-90J00	16510-61A20-MHL	563	REC17400-96403	17400-96350	590
REC14151-87L00	11151-87L00	596	REC16510-90J00	16510-61A21-MHL	563	REC17400-96403	17400-96351	590
REC14151-87L00	14151-87L00	607	REC16510-90J00	16510-61A30	563	REC17400-96403	17400-96352	590-614
REC14151-93912	14151-93901	607	REC16510-90J00	16510-61A31	563	REC17400-96403	17400-96353	590
REC14151-94411	14151-94412	607	REC16510-90J00	16510-90J00	563	REC17400-96403	17400-96403	590-615
REC14151-96311	14151-96310	607	REC16510-90J00		559-560-564	REC17400-96403		559-590-591
REC14212-91L00	14212-91L00	607	REC16510-93J00	16510-96J00	563	REC17400-96821		560
REC14212-91L00	14212-96310	607	REC16510-93J00	16510-96J10	563	REC17400-96832		560
REC14212-94413	14212-94412	607	REC16510-93J00		560-560-564	REC17400-96J03	17400-96J00	589
REC15100-94J03	15100-92J02	564	REC16539-87L00	16539-87L00	596-599	REC17400-96J03	17400-96J01	589
REC15100-94J03	15100-94J00	564	REC16910-GB2-005	15410-94350	561	REC17400-96J03	17400-96J02	589
REC15100-94J03	15100-94J03	564	REC17400-87810		559	REC17400-96J03	17400-96J03	589-621
REC15100-94J03	15100-94JV0	564	REC17400-87820		559	REC17400-96J03		560-591
REC15100-99E11	15100-99E00	565	REC17400-87D11	17400-87D00	590	REC17400-97810		558
REC15100-99E11	15100-99E0V	565	REC17400-87D11	17400-87D10	590	REC17400-97820		558
REC15100-99E11	15100-99E11	565	REC17400-87D11	17400-87D11	590	REC17400-98551	17400-98551	589-590
REC15100-99E11	15100-99E11-000	565	REC17400-87D11		590	REC17400-98652	17400-98652	589
REC15100-99E11	15100-99E1V	565	REC17400-87E04	17400-87E03	559-590-591-617	REC17400-98652	17400-98661	589
REC15170-93911	15170-93920	565	REC17400-87L01	17400-87L00	589	REC17400-98661	17400-98661	589-608
REC15170-94320	15170-94320	565	REC17400-87L01	17400-87L01	589-618	REC17400-98661	17400-986L0	589
REC15170-94J00	15170-94J00	565	REC17400-87L01		559-591	REC17400-98661	17400-986L1	589
REC15170-98110	15170-98110	565	REC17400-88810		559	REC17400-98661		558-591-560
REC15200-92J20	15200-92J00	564	REC17400-88L00	17400-88L00	589-616	REC17400-98J01	17400-98J00	589
REC15200-92J20	15200-92J20	564	REC17400-88L00		559-591	REC17400-98J01	17400-98J01	589-622
REC15200-96J00	15200-96J00	564	REC17400-89810		558	REC17400-98J01	17400-98J02	589
REC15410-87J00	15410-87J10	562	REC17400-89820		559	REC17400-98J01		560-591
REC15410-87J10	15410-87J10	561-558-559-560	REC17400-90J20	17400-90J11	589	REC17400-99840		558
REC15410-87L00	15410-87L00	561-558-559	REC17400-90J20	17400-90J20	619	REC17400-99870		559
REC15410-88L00	15410-88L00	559-561	REC17400-90J20		591	REC17400-99J01	17400-99J00	588
REC15410-93J00	15410-93J00	562	REC17400-91830		558	REC17400-99J01	17400-99J01	588-609-612-612
REC15410-96J00	15410-96J00	560-562	REC17400-91860		558	REC17400-99J01		558-591
REC15410-98500	15410-98500	558-561	REC17400-92821		560	REC17411-93901	17411-93910	586
REC15412-92J00	15412-92J00	560-562	REC17400-92840		559	REC17411-93901	17411-93901	586-611
REC15412-93J10	15412-93J10	560-562	REC17400-92850		560	REC17411-94421	17411-94431	586
REC15440-87L10	15440-87L10	562	REC17400-92D01	17400-92D01	590	REC17411-94421		586-614-615
REC15440-90J00	15440-90J00	562	REC17400-92D01	17400-92D11	590			

REF	OEM		REF	OEM		REF	OEM	
REC17413-92J01	17413-92J00	588	REC17471-92J02	17471-93J00	585	REC31100-87J00	31100-87J00	570
REC17413-92J01	17413-92J01	588-620	REC17471-92J02	17471-93J01	585	REC31100-87J00	31100-87J10	570
REC17413-92J01	17416-92J01	619	REC17471-92J02	17471-93J02	585-621	REC31100-87J00	31100-87J11	570
REC17413-95J00	17413-95J00	558-588-613-616	REC17471-93902	17471-93902	585-611	REC31100-90J01	31100-90J00	570
REC17413-96J01	17413-96J00	588	REC17471-94401	17471-94401	585-614-615	REC31100-90J01	31100-90J01	570
REC17413-96J01	17413-96J01	588-621	REC17471-95J01	17471-95J00	585	REC31100-95601	31100-95310	570
REC17413-96J01		560	REC17471-95J01	17471-95J01	585-613-616	REC31100-95601	31100-95312	570
REC17413-99E11	17413-99E10	617-618	REC17471-97J00	17471-97J00-00	558-585	REC31100-95601	31100-95313	570
REC17413-99E11	17413-99E11	588	REC17471-97J00	17471-97J00	558-585	REC31100-95601	31100-95521	570
REC17416-92J00	17416-92J00	619	REC17471-98601	17471-98600	585	REC31100-95601	31100-95600	570
REC17416-92J10	17416-92J10	587-619-620	REC17471-98601	17471-98601	585	REC31100-95601	31100-95601	570
REC17416-93J00	17416-93J00	587-622	REC17472-87E10	17472-87E00	586	REC31100-95J01	31100-94J10	570
REC17416-95J00	17416-95J00	587-613-616	REC17472-87E10	17472-87E10	586-617-619-620	REC31100-95J01	31100-94J20	570
REC17416-96J00	17416-96J00	587-621	REC17472-87L00	17472-87L00	586-596-618	REC31100-95J01	31100-94J21	570
REC17416-99E10	17416-99E10	587-618	REC17472-91J00	17472-91J00	608	REC31100-95J01	31100-94J22	570
REC17417-92J00	17417-92J00	587-619	REC17472-92D10	17472-92D00-H17	588	REC31100-95J01	31100-95J00	570
REC17431-92L20	17431-92L20	624	REC17472-92D10	17472-92D10	588	REC31100-95J01	31100-95J01	570
REC17431-92L20	17431-94440	624	REC17472-92D10	17472-92D10-000	588	REC31100-96J02	31100-93J00	571
REC17431-92L20	17431-94441	624	REC17472-93911	17472-93911	588	REC31100-96J02	31100-96J00	571
REC17450-93921	17450-93440	586	REC17472-93J00	17472-93J00	587-621	REC31100-96J02	31100-96J01	571
REC17450-93921	17450-93920	586	REC17472-95310	17472-95310	588	REC31100-96J02	31100-98L00	571
REC17450-93921	17450-93921	586-611	REC17472-96303	17472-96301	586	REC31100-96J02	31100-98L10	571
REC17450-93921	17450-93930	586	REC17472-96303	17472-96302	586	REC31100-98L10	31100-98L10	570
REC17452-93910	17452-93910	587-611	REC17472-96303	17472-96303	586-595-613-614-615-616	REC32140-93900	32140-93900	569
REC17453-93901	17453-93900	611-624	REC17472-97J00	17472-97J00	558-586	REC32140-94400	32140-94400	569
REC17453-93901	17453-93901	624	REC17472-97J00	17472-97J00	558-586	REC32140-96310	32140-96310	569
REC17461-87E12	17461-87E10, 11, 12	583-584-617-618	REC17472-97J00	17472-97J00	558-586	REC32800-38F10	32800-38F10	572
REC17461-90J01	17461-90J00	583	REC17472-98503	17472-98503	587	REC32800-87J10	32800-87J10	572
REC17461-90J01	17461-90J01	583-584-619-620-621	REC17472-98611	17472-98611	587	REC32800-87L00	32800-87L00	572
REC17461-90J01	17461-94510	583	REC17560-91L00	17560-91L00	624	REC32800-88L00	32800-88L00	572
REC17461-92D02	17461-92D02	583	REC17560-91L00	17560-96300	624	REC32800-89J00	32800-89J00	571
REC17461-93004	17461-93001, 2, 3, 4	583	REC17560-91L00	17560-96301	624	REC32800-89J11	32800-89J10	571
REC17461-93004	17461-93001, 3, 4	583	REC17560-91L00	17560-96304	624	REC32800-89J11	32800-89J11	571
REC17461-93004	17461-93002	583	REC17616-87J00	17616-87J00	595-599	REC32800-89L01	32800-89L01	572
REC17461-93903	17461-93901, 2, 3	583	REC17670-87J00	17670-87J00	582	REC32800-89L01	32800-89L01	572
REC17461-93903	17461-93903	584-611-612	REC17670-87J00	17670-87J00	582	REC32800-92E20	32800-92E20	572
REC17461-93903	17461-939M0	609	REC17670-90J10	1770-90J10	582	REC32800-93J03	32800-93J01	571
REC17461-93903		584	REC17670-91J01	17670-91J00	582	REC32800-93J03	32800-93J02	571
REC17461-93J00	17461-93J00	584-622	REC17670-91J01	17670-91J01	582	REC32800-93J03	32800-93J03	571
REC17461-94700	17461-94700,1	583	REC17670-93962	17670-93962	582	REC32800-94620	32800-94620	571
REC17461-94700	17461-94701	583	REC17670-94402	17670-94402	582	REC32800-94620	92800-94610	571
REC17461-94700	17461-95200	583	REC17670-94J01	17670-94J00	583	REC32800-94J11	32800-94J10	571
REC17461-94700	17461-95201	583	REC17670-94J01	17670-94J01	583	REC32800-94J11	32800-94J11	571
REC17461-95300	17461-95501, 95300	583	REC17685-87D10	17685-87D00	599-601	REC32800-95D01	32800-95720	571
REC17461-95300	17461-95501, 95300, 1, 2	583	REC17685-87D10	17685-87D10	595-599-601	REC32800-95D01	32800-95D00	571
REC17461-96312	17451-96301	583	REC17913-93J00	17913-93J00	583	REC32800-95D01	32800-95D01	571
REC17461-96312	17461-94L00	584	REC17914-93J00	17914-93J00	583	REC32800-98J01	32800-98J01	572
REC17461-96312	17461-96301	583	REC17914-93J00	17914-93J00	583	REC32800-99J00	32800-99J00	572
REC17461-96312	17461-96310	583	REC18137-52D00	18137-52D00	567-568	REC32900-93903	32900-93902	569
REC17461-96312	17461-96312	584-613-614-615-616	REC18137-87L01	18137-87L01	566-568	REC32900-93903	32900-93903	569
REC17461-96312		584	REC18137-88L01	18137-88L01	566-568	REC32900-93910	32900-93911	572
REC17461-97J00	17461-97110	558-584	REC18137-93J00	18137-93J00	567-568	REC32900-94460	32900-94460	572
REC17461-98503	17461-98501, 2, 3	583	REC18590-58M00	18590-58M00	566-568	REC32900-94460	32900-94470	572
REC17461-98503	17461-98503	584	REC18590-72F21	18590-72F21	566-567-568	REC32900-94480	32900-94401	568
REC17461-98503	17461-985M0	608	REC23211-94401		625	REC32900-94480	32900-94421	568
REC17461-98503		584	REC23311-95D10	23311-95D10	624	REC32900-94480	32900-94480	568
REC17462-93990	17462-93990	584-611	REC25222-93901	25222-93901	623	REC32900-96340	32900-96340	569
REC17471-87L01	17471-87L00	588	REC25222-96300	25222-96300	623	REC32900-96371	32900-96350	572
REC17471-87L01	17471-87L01	588	REC25223-94400	25222-96301	623	REC32900-96371	32900-96370	572
REC17471-92J00	17471-87E00	585	REC25700-87L00	25700-87L00	618-623	REC32900-96371	32900-96371	572
REC17471-92J00	17471-87E01-617	585	REC25700-88L00	25700-88400	623	REC33220-58J20	33220-58J20	568
REC17471-92J00		585-619-620	REC25700-88L00	25700-88L00	616	REC33220-76G02	33220-76G00	568
			REC25700-88L00	25700-88L00	616	REC33220-76G02	33220-76G01	568
			REC25700-88L00	25700-94400	623	REC33220-76G02	33220-76G02	568
			REC25700-93L00	25700-93L00	622-623	REC33410-89L11	33410-89L00	569
			REC25700-95D01	25700-95D00	623	REC33410-89L11	33410-89L10	569
			REC25700-95D01	25700-95D01	623	REC33410-89L11	33410-89L11	569
			REC26-161622	09289-17004	602	REC33410-93J00	33410-93J00	569
			REC31100-87J00	31100-87500	570			

REF	OEM		REF	OEM		REF	OEM	
REC33410-94400-000	33410-93E10	569	REC38100-87D10-OED	38100-87D10-35J	575	REC55300-95500AL	55300-95500	591-611-614-615-616
REC33410-94400-000	33410-94400-000	569	REC38100-87D10-OED	38100-87E20-OED	575	REC55320-95311AL	55320-95311	592-593-621-622
REC33410-96L00	33410-96L00	569	REC38100-87D10-OED	38100-92E00-OED	575	REC55320-98400AL	55320-98400	558-611
REC34801-93J03	34801-93J00	575	REC38100-87E10-OED	38100-87D00	574	REC55321-87J01AL	55321-87J01	558-559-560-608-609-611-612-616-618
REC34801-93J03	34801-93J01	575	REC38100-87E10-OED	38100-87D01-02M	574	REC55321-90J01AL	55321-90J01	617-619-620
REC34801-93J03	34801-93J02	575	REC38100-87E10-OED	38100-87D01-OED	574	REC55321-939L0AL	55321-939L0	591-611
REC34801-93J03	34801-93J03	575	REC38100-87E10-OED	38100-87D02H	574	REC56120-93900	56120-90L00-OEP	625
REC34801-94710	34801-94700	575	REC38100-87E10-OED	38100-87D0IT	574	REC56120-93900	56120-90L01-OEP	625
REC34801-94710	34801-94710	575	REC38100-87E10-OED	38100-87E10-OED	574	REC56120-93900	56120-90L02-OEP	625
REC34801-99E04	34801-99E01	575	REC38100-87J00	37100-87J00-OEP	574	REC56120-93900	56120-93900-002M	625
REC34801-99E04	34801-99E02	575	REC38100-87J00	38100-87JOEP	574	REC56120-93900	56120-93900-OEP	625
REC34801-99E04	34801-99E03	575	REC38100-87J12	38100-87J12	574	REC56120-93900	56120-93901-OED	625
REC34801-99E04	34801-99E04	575	REC38100-87J12	38100-87J20	574	REC56120-93900	56120-93901-OEP	611
REC36120-ZW4-H12	38100-88L00	575	REC38100-96J00	38100-92J01	574	REC56120-93900	56120-93901-OEP	631
REC36120-ZW4-H12	38100-88L11	575	REC38100-96J00	38100-92J02	574	REC56120-94321-OEP	56120-94321-OEP	615-616-625
REC36120-ZW4-H12	38100-88L12	575	REC38100-96J00	38100-92J12	574	REC56120-96332-OEP	56120-96332-OEP	613-614-625
REC36120-ZY6-013	38100-90J30	575	REC38100-96J00	38100-93J02	574	REC56130-94413-OEP	56130-94411-OEP	585
REC36120-ZY6-013	38100-90J40	575	REC38100-96J00	38100-96J00	574	REC56130-94413-OEP	56130-94413-OEP	585
REC36120-ZY6-013	38100-93J11	575	REC38100-96J00	38100-96J01	574	REC56130-96331-OEP	56130-96320-OEP	585
REC36120-ZY6-013	38100-93J13	575	REC38100-97E00-OED	38100-97E00-OED	575	REC56130-96331-OEP	56130-96331-OEP	585
REC36120-ZY9-003	38100-87L00	575	REC38410-93J12	38410-93J12, 11, 10, 00	576	REC57100-93902	57100-93902	611-631
REC36120-ZY9-003	38100-87L01	575	REC38860-76F01	38860-76F01	573	REC57110-94441	57110-94441	631
REC36120-ZY9-003	38100-87L02	575	REC43211-87JL0	43211-87JL0	581	REC57110-96303	57110-96303	631
REC36120-ZY9-003	38100-87L03	575	REC43211-87JL0	43211-94401	581	REC57311-93901	57311-93901	628-631
REC36620-93J02	36620-93J02	579	REC43211-94401	43211-94401	581	REC57311-93910	57311-90L00	628
REC36620-93J12	36620-93J10	579	REC43711-97E11	43711-97E00	581	REC57311-93910	57311-93910	611-628
REC36620-93J62	36620-93J62	580	REC43711-97E11	43711-97E11	581	REC57311-93910	57311-94401	631
REC36620-94J01	36620-94J01	579	REC48630-92J00	48630-92J00	576	REC57311-94402	57311-94402	628
REC36620-98J33	36620-98J33	579	REC48630-93J00	48630-93J00	576	REC57311-94402	57311-94402	628
REC36620-98L00	36620-98L00	580	REC48630-94900	48630-94900	576	REC57311-94402	57311-91L00	628
REC36621-98J00	36621-98J00	580	REC48630-96J00	48630-96J00	576	REC57311-96311	57311-96310	628
REC36623-98L00	36623-98L00	580	REC48630-96J03	48630-96J01	576	REC57311-96311	57311-96311	628
REC36623-98L30	36623-98L30	580	REC48630-96J03	48630-96J02	576	REC57311-96311	57311-96320	628
REC36623-98L30	36623-98L30	580	REC48630-96J03	48630-96J03	576	REC57311-96311	57311-96311	631
REC36623-98LB1	36623-98LB1	580	REC48630-98L01	48630-98L01	576	REC57311-96320	57311-96320	613-614-631
REC36667-96L60	36667-96L60	579	REC48630-98L01	48630-98L01	576	REC57311-96320	57311-96320	631
REC36890-93J10	36890-93J10	580	REC50-8M0147039	31100-89J00	570	REC57311-98400	57311-91J00	608
REC37100-96J15	37100-96J14	578	REC50-8M0147039	31100-94400	570	REC57311-98600	57311-98600	628
REC37100-96J15	37100-96J15	578	REC50-8M0147039	31100-944002	570	REC57311-98600	57311-98600	628
REC37100-96J25	37100-96J20	578	REC50-8M0147039	31100-94401	570	REC57311-98600	57311-98601	629
REC37100-96J25	37100-96J21	578	REC50-8M0147039	31100-95D00	570	REC57311-98600	57311-98601	629
REC37100-96J25	37100-96J22	578	REC50-8M0147039	31100-96310	570	REC57311-99100	57311-99100	612
REC37100-96J25	37100-96J23	578	REC50-8M0147039	31100-96311	570	REC57311-99100	57311-99100	609-628
REC37100-96J25	37100-96J24	578	REC51123-87L00	51123-87L00	596-599	REC57510-89J00	57510-89J00	613-614-629
REC37100-96J25	37100-96J25	578	REC51211-87J00	51211-87J00	595-598	REC57510-89J00	57510-91L00	629
REC37110-93J11	37110-93J10	571	REC51211-87L10	51211-87L00	598	REC57510-89J00	57510-91J00	608-629
REC37110-93J11	37110-93J11	571	REC51211-87L10	51211-87L00	596	REC57510-91J00	57510-98600	629
REC37110-99E00	37110-99E00	571	REC51211-87L10	51211-87L10	596	REC57510-91J00	57510-98610	629
REC37220-92E00	37220-92E00	578	REC51211-87L10	51211-87L10	598	REC57510-91J00	57510-98611	629
REC37800-93954	37800-93953	573	REC51211-87L10	51211-87L10	598	REC57510-93902	57510-93902	629-631
REC37800-93954	37800-93954	573	REC51211-87L10	51211-87L10	598	REC57510-93910	57510-90L00	629
REC37820-92E00	37820-92E00	573	REC51211-90J10	51211-90J00	598	REC57510-93910	57510-93910	611-629
REC37820-93J05	37820-93J00	573	REC51211-90J10	51211-90J01	598	REC57510-93910	57510-93910	631
REC37820-93J05	37820-93J01	573	REC51211-90J10	51211-90J02	598	REC57510-94402	57510-94400	629
REC37820-93J05	37820-93J05	573	REC51211-90J10	51211-90J10	598	REC57510-94402	57510-94401	629
REC37820-93J05	37820-93J05	573	REC51211-90J2	51211-90J21	598	REC57510-94402	57510-94402	629
REC37823-92E02	37823-92E00	573	REC51211-90J2	51211-90J22	598	REC57510-94402	57510-94402	631
REC37823-92E02	37823-92E02	573	REC51211-93J00	51211-93J00	598	REC57510-99J11	57510-99J10	612
REC37823-92E02	37823-92E02	573	REC51211-93J00	51211-93J01	607	REC57521-89J00	57521-89J00	613-614-629-631
REC37830-89E03	37830-89E03	573	REC52113-96330	52113-96304	607	REC57521-91J00	57521-91J00	608-629
REC37830-89E03	37830-95000	573	REC55122-94400	55122-88L00	588-616	REC57521-91J00	57521-91J00	608-629
REC37830-91J04	37830-91J02	574	REC55125-90J01	55125-90J01	593	REC57521-93902	57310-93850	629
REC37830-91J04	37830-91J04	574	REC55125-90J01	55125-90J01	593	REC57521-93902	57521-93902	629
REC37830-91J04	37830-95D00, 01, 02, 03, 04	573	REC55125-90J01AL	55125-90J01	593-617-618-619-620-621	REC57521-93902	57521-93902	629
REC37830-95D04	37830-95D00, 01, 02, 03, 04	573	REC55125-91L01	55125-91L01	593-613-614	REC57521-93902	57521-93902	629
REC37850-90J06	37850-90J00, 01, 02, 03, 04, 05, 06	579	REC55125-91L01AL	55125-91L01	593-613-614	REC57521-93902	57521-93902	629
REC37850-93J10	37850-93J10	579	REC55125-95500	55125-95500	593-613-614	REC57521-93902	57521-93902	629
REC37860-94610	37860-94600	574	REC55125-95500AL	55125-95500AL	593-613-614	REC57521-93902	57521-93902	629
REC37860-94610	37860-94610	574	REC55128-93J10	55128-93J00	624	REC57521-93910	57521-90L00	629
REC38100-87D10-OED	38100-87D10-OED	575	REC55128-93J10	55128-93J10	621-624			
REC38100-87D10-OED	38100-87D10-OIT	575						

REF	OEM		REF	OEM	
REC57521-93910	57521-93910	611-629	REC67200-88L00	67200-93J13	578
REC57521-93910		631	REC67200-88L00		578
REC57521-94400	57310-94401	630	REC67200-88L10	67200-88L10	578
REC57521-94400	57521-94400	630	REC67200-88L10	67200-93J15	578
REC57521-94400		631	REC67200-88L10		578
REC57521-96312	57521-96311	630	REC67200-93J30	67200-93J30	577
REC57521-96312	57521-96312	630	REC67200-93J51	67200-93J00	577
REC57521-96312		631	REC67200-93J51	67200-93J01	577
REC57610-93901	57610-93901	611-631	REC67200-93J51	67200-93J02	577
REC57610-94402	57610-94402	615-616	REC67200-93J51	67200-93J03	577
REC57610-96311	57610-96311	613-614	REC67200-93J51	67200-93J04	577
REC57621-91L10	57621-91L10	625	REC67200-93J51	67200-93J06	577
REC57621-91L10	57621-96300	625	REC67200-93J51	67200-93J50	577
REC57621-91L10	57621-96310	625	REC67200-93J51	67200-93J51	577
REC57621-94403	57621-87J00	625	REC67200-94J20	67200-91J00	577
REC57621-94403	57621-87J01	625	REC67200-94J20	67200-91J01	577
REC57621-94403	57621-87J02	625	REC67200-94J20	67200-91J04	577
REC57621-94403	57621-87J03	615-616-625	REC67200-94J20	67200-94J20	577
REC57621-94403	57621-94400	625	REC67200-99E56	67200-99E10-0EP	577
REC57621-94403	57621-94403	625	REC67200-99E56	67200-99E30-0EP	577
REC57621-94403		626-631	REC67200-99E56	67200-99E50	577
REC57630-94300	57630-94301	615	REC67200-99E56	67200-99E51	577
REC57631-93901	57631-93901	609-612-626	REC67200-99E56	67200-99E56	577
REC57631-93901	67631-93901	611	REC67F-12411-01	17670-93J00	582
REC57631-95303	57631-94700	626	REC692-24410-00	15100-94301	565
REC57631-95303	57631-95301	626	REC692-24410-00	15100-94303	565
REC57631-95303	57631-95302	626	REC692-24410-00	15100-94310	565
REC57631-95303	57631-95303	615-616-626	REC692-24410-00	15100-94311	565
REC57631-96301	57631-96301	614-626	REC69J-24501-10	15643-93J00	562
REC57632-94J00	57632-93902	611	REC6E5-45251-00	6E5-45251-00	591
REC57632-94J00	57632-94J00	609-612-631	REC6E5-45251-00AL	6E5-45251-00	591
REC57632-97L00	57632-97L00	612-626	REC84-819514T26		574
REC57632-97L00	57632-98500	626	REC89-825096T01	31800-94400	569
REC57632-97L00	57632-98501	608-626	REC89-825096T01	31800-94401	569
REC57633-93901	57633-93901	609-611-612	REC89-825096T01	38410-89J00	569
REC57634-88L00	57634-88L00	615-616-625	REC89-825096T01	38410-94550	569
		558-559-609-612-624	REC89-825096T01	38410-94551	569
REC59178-97J00	59178-97J00	615-616-617-618-619-620-621-632	REC89-825096T01	38410-94552	569
REC60V-12411-00	17670-90J20	582	REC90171-18M04	09141-18005	615-616-617-618-619-620-621-632
REC63610-89E01	63610-89E01-000	581	REC90171-18M04	90171-18M04	622
REC63610-91J20	63610-91J00, 01, 03, 04, 20	581	REC90179-08M06	09159-08046	613-614
REC63610-93501	63610-93501-000	581			558-559-560-608-613-614-616-617-618-619-621-622-632-620
REC63610-94402	63610-94402-000	581	REC91490-30025	08204-03003	
REC63610-96302	63610-96302-000	581	REC91490-30025	09204-03003	615
REC63610-96321-000	63610-96321-000	581	REC925093	09280-75002	614
REC63P-13907-03	15200-90J00	564	REC93101-22067	09282-22004	603
REC63P-13907-03	15200-92J00	564	REC93101-22067	09282-22007	603
REC63P-13907-03	15200-93J01	564	REC93606-12019	09202-06031	619-620-621-622
REC63P-14984-00		564			608-609-611-613-616
REC65720-98520	65720-98500	561	REC95380-06700	29141-93J00	570
REC65720-98520	65720-98501	561			570
REC65720-98520	65720-98502	561	REC99999-03249	31100-95240	570
REC65720-98520	65720-98520	561	REC99999-03249	31100-95242	570
REC65720-98520	65720-98521	561	REC99999-03249	31100-95243	570
REC65720-98520	65720-985L1	561			
REC65720-986L0	65720-986A0	561			
REC65720-986L0	65720-986B0	561			
REC65720-986L0	65720-986L0	561			
REC65750-94404	65750-94401	561			
REC65750-94404	65750-94402	561			
REC65750-94404	65750-94403	561			
REC65750-94404	65750-94404	561			
REC65910-98J01	65910-98J00	561			
REC65L-24563-00	15412-93J00	561			
REC67200-88L00	67200-88L00	578			
REC67200-88L00	67200-93J12	578			

## POLÍTICA DE GARANTÍA RECMAR

Todos los productos comercializados por **RECMAR** deben ser instalados y utilizados por personal competente bajo su exclusiva responsabilidad. **RECMAR** no se responsabiliza de las consecuencias producidas por una instalación defectuosa o inapropiada de ningún artículo que no incluya soluciones de instalación.

El instalador será el responsable de verificar la correcta aplicación de las recomendaciones del fabricante en cuanto a compatibilidades de uso.

Los artículos comercializados por **RECMAR** están amparados por la garantía legal.

**RECMAR** distribuye los artículos presentes en sus catálogos únicamente a profesionales, nunca a particulares o cliente final, el importe de la instalación jamás estará incluido en el precio por lo que no será responsable de ésta.

Los artículos comercializados por **RECMAR** disponen de una garantía limitada por defectos de fabricación, los periodos pueden variar entre los 3 años y los 3 meses, descartando los artículos considerados como consumibles: productos eléctricos, baterías y otros que carecen de periodo alguno, si necesita conocer el plazo exacto del producto contacte con el departamento comercial.

El material que enviamos diariamente desde **RECMAR** a nuestros clientes es examinado antes de empaquetarse para su perfecta integridad y evitar daños en el transporte. Recuerde que es muy importante inspeccionar las cargas en presencia del transportista. Cuando se observen daños en la caja, deberá incluirse en el albarán de entrega del transportista una mención del tipo (CONFORME MERCANCÍA, SALVO INSPECCIÓN), y deberá ser firmada por usted y el transportista. En caso de recibir material defectuoso por estas causas debe hacerlo constar tanto al transportista como a **RECMAR** para poder reclamar a la empresa de transporte correspondiente.

## SOLICITUD DE GARANTÍA

La garantía siempre estará sujeta a la valoración final del departamento técnico de **RECMAR**. Esta valoración se llevará a cabo en nuestras instalaciones o en caso necesario por el fabricante del artículo, en ambas opciones el artículo tiene que estar físicamente en nuestras instalaciones centrales de Viladecans. El tiempo para la resolución será un máximo de 30 días naturales desde su recepción.

Para enviar el artículo defectuoso, debe ir a la página web [www.recambiosmarinos.es](http://www.recambiosmarinos.es), o [www.usarecmar.com](http://www.usarecmar.com) ir a su cuenta y seleccionar TRAMITAR GARANTÍA dentro del área privada, desde aquí podrá descargar el archivo para la solicitud de garantías de motores y piezas, y seguir las instrucciones.

**RECMAR** no asumirá ningún préstamo de reemplazo durante el proceso de garantía.

## EXCLUSIONES DE GARANTÍA

**RECMAR** no podrá ser acusado como responsable del defecto ante:

- Desgaste normal del producto.
- Defectos de instalación o uso inadecuado.
- Instalación de un artículo no destinado a ese modelo.
- Daños por causa externa (accidente, rayo, fluctuación de corriente...)
- Defectos y consecuencias relacionadas con el transporte.
- Alteraciones en instalaciones o barcos destinados a la competición.

En caso de rechazo de la garantía, el cliente tiene la posibilidad de recuperar su artículo defectuoso poniéndose en contacto con nosotros vía e-mail solicitando la devolución del mismo dentro de los 7 días naturales siguientes a la fecha en que se le informó del rechazo de garantía.

**RECMAR** no forma parte de las garantías comerciales anunciadas en ocasiones por los fabricantes.

## RECMAR WARRANTY POLICY

All products sold by **RECMAR** must be installed and used by competent personnel under their exclusive responsibility. **RECMAR** shall not be responsible for the consequences of the faulty or improper installation of any item that does not include installation solutions.

The fitter will be responsible for checking that the manufacturer recommendations have been followed correctly in terms of compatible uses.

Articles sold by **RECMAR** are covered by legal warranty.

**RECMAR** distribute the products only to professionals and never to private final clients. The cost of installing the part would never be included in the price for which reason, **RECMAR** would never be responsible for its installation.

Articles sold by **RECMAR** are covered by warranty for manufacturing defects for a limited period of time that may vary between 3 years and 3 months, except for the articles considered consumable, electrical products, batteries and others that are not covered at all. For information on the exact warranty period of an article, please contact the Sales Department.

The goods that **RECMAR** sends every day to its customers are examined before being packed to ensure their perfect integrity and avoid damage during shipping. Remember that it is essential to check the goods in the presence of the dispatcher. If the package is damaged, the dispatcher's delivery note must mention what type (CONFORMING GOODS, UNLESS INSPECTED), and must be signed by you and by the dispatcher. If you receive damaged goods for these reasons you must notify both the dispatcher and **RECMAR** to be able to make the claim to the relevant delivery company.

## WARRANTY CLAIMS

Warranties are always subject to **RECMAR** Technical Department's assessment. The assessment will be carried out on **RECMAR**'s premises or, if necessary, by the article's manufacturer. In both cases, the article must be physically on **RECMAR**'s premises in Viladecans. Assessment time will not exceed 30 calendar days from receiving the article.

To return the faulty item, visit [www.recambiosmarinos.es](http://www.recambiosmarinos.es), or [www.usarecmar.com](http://www.usarecmar.com), go to your account and select PROCESS WARRANTY in the private section. From there you will be able to download the file to claim the warranty of engines and parts and follow the instructions.

**RECMAR** will not charge for the loan of the replacement during the warranty process.



## WARRANTY EXCLUSIONS

**RECMAR** shall not be responsible for product faults in the following cases:

- Normal wear and tear of a product.
- Installation faults or improper use.
- Installation of an article not designed for the model in question.
- Damage due to external causes (accidents, lightning, power surges...)
- Defects and consequences of transport.
- Alterations to installations or to boats intended for competitions.

If the warranty is refused, the customer may retrieve the faulty article by contacting **RECMAR** via email and requesting that the article is returned to them within 7 calendar days from the day the warranty was refused.

**RECMAR** does not apply the warranties offered from time to time by manufacturers.



**RECMAR**  
USA

1917 NW 79 Ave  
Miami, FL 33126

Ph. 786-962-5020

[info@usarecmar.com](mailto:info@usarecmar.com)

[www.usarecmar.com](http://www.usarecmar.com)

**RECMAR**<sup>®</sup>

Jocelyn Bell, 26  
08840 Viladecans  
Barcelona

phone: (+34) 93 662 66 55

[info@recambiosmarinos.es](mailto:info@recambiosmarinos.es)  
[www.recambiosmarinos.es](http://www.recambiosmarinos.es)

[www.recmar.es](http://www.recmar.es)